

*City of Meadowlakes*

**May 2016 Financial Statements**

**City of Meadowlakes**  
**Combined Balance Sheet**  
**as of May 31, 2016**

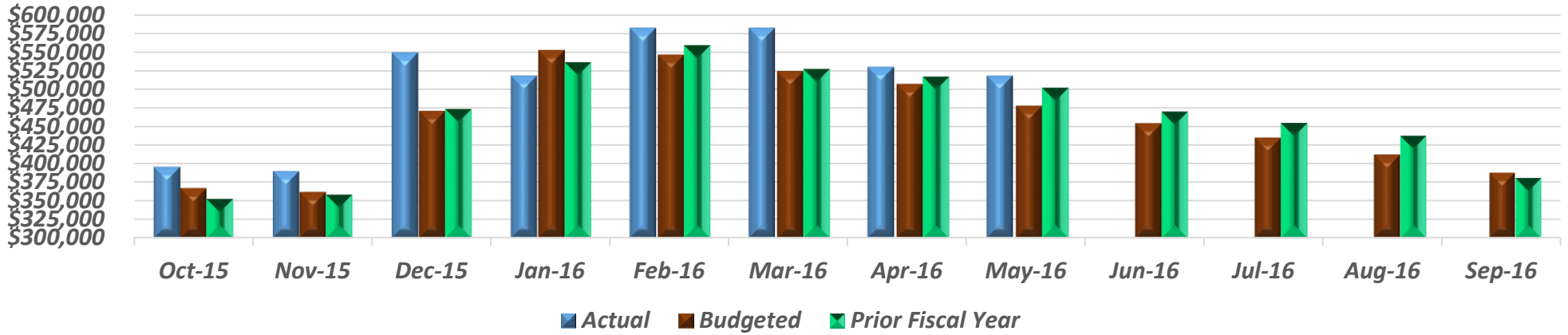
	General Fund	Utility Fund	Debt Service Fund	Recreation Fund*	Total Memorandum Only
<b><u>ASSETS</u></b>					
<b><u>Current Assets</u></b>					
Cash	\$277,027	\$170,711	\$383,814	\$30,645	\$862,197
Restricted	\$0	\$12,692	\$0	\$0	\$12,692
Invested Funds	\$241,008	\$251,108	\$0	\$0	\$492,116
<b>Total Cash</b>	<b>\$518,035</b>	<b>\$434,511</b>	<b>\$383,814</b>	<b>\$30,645</b>	<b>\$1,367,005</b>
<b><u>Accounts Receivable</u></b>					
Long Term Receivables	\$0	\$0	\$141,120	\$0	\$141,120
Current Receivables & Prepaid	\$14,944	\$107,878	\$9,044	\$24,392	\$156,259
<b>Totals Receivables</b>	<b>\$14,944</b>	<b>\$107,878</b>	<b>\$150,164</b>	<b>\$24,392</b>	<b>\$297,379</b>
<b><u>Inventory</u></b>	<b>\$0</b>	<b>\$76,490</b>	<b>\$0</b>	<b>\$34,595</b>	<b>\$111,085</b>
<b><u>Net Pension Assets</u></b>	<b>\$0</b>	<b>\$37,609</b>	<b>\$0</b>	<b>\$0</b>	<b>\$0</b>
<b><u>Total Current Assets</u></b>	<b>\$532,979</b>	<b>\$656,488</b>	<b>\$533,978</b>	<b>\$89,632</b>	<b>\$1,813,079</b>
<b><u>Fixed Assets</u></b>	<b>\$0</b>	<b>\$3,740,332</b>	<b>\$0</b>	<b>\$393,318</b>	<b>\$4,133,650</b>
<b><u>Deferred Outflow Employee Pension</u></b>	<b>\$0</b>	<b>\$5,952</b>	<b>\$0</b>	<b>\$0</b>	<b>\$0</b>
<b>TOTAL ASSETS</b>	<b>\$532,979</b>	<b>\$4,402,772</b>	<b>\$533,978</b>	<b>\$482,950</b>	<b>\$5,952,680</b>

**City of Meadowlakes**  
**Combined Balance Sheet**  
**as of May 31, 2016**

	General Fund	Utility Fund	Debt Service Fund	Recreation Fund*	Total Memorandum Only
<b><u>LIABILITIES &amp; EQUITY</u></b>					
<b><u>Current Liabilities</u></b>					
Accounts Payable	\$3,869	\$38,866	\$0	\$35,934	\$78,669
Service/Deposits Payable	\$21,312	\$86,522	\$0	\$0	\$107,834
Current Portion Loan Payable	\$0	\$42,276	\$0	\$0	\$42,276
Restricted Funds	\$19,610	\$17,127	\$0	\$0	\$36,737
Accrued Employee Vacation	\$0	\$11,183	\$0	\$0	\$11,183
Other Liabilities	\$11,647		\$8,956	-\$5,786	\$14,817
Prior Year Adjustments	\$0	\$322,640	\$0	\$0	\$322,640
<b>Total Current Liabilities</b>	<b>\$56,438</b>	<b>\$518,614</b>	<b>\$8,956</b>	<b>\$30,148</b>	<b>\$614,156</b>
<b><u>Long Term Liabilities</u></b>					
Net Pension Liability	\$0	\$0	\$0	\$0	\$0
Deferred Inflow Employee Pension		\$14,481	\$0	\$0	\$0
Long Term Debt	\$0	\$55,268	\$0	\$288,770	\$344,038
<b>Total Long Term Liabilities</b>	<b>\$0</b>	<b>\$69,749</b>	<b>\$0</b>	<b>\$288,770</b>	<b>\$358,519</b>
<b><u>Total Liabilities</u></b>	<b>\$56,438</b>	<b>\$588,363</b>	<b>\$8,956</b>	<b>\$318,918</b>	<b>\$972,675</b>
<b><u>Equity</u></b>					
Retained Earnings	\$282,516	\$323,304	\$0	\$35,052	\$640,872
Fund Balance	\$83,493	\$184,965	\$154,965	\$0	\$423,423
Reserved for Inventories	\$0	\$21,711	\$0	\$0	\$21,711
Fixed Assets	\$0	\$3,316,343	\$0	\$76,084	\$3,392,427
Other Funds	\$0	\$0	\$0	\$33,375	\$33,375
Net Income	\$110,535	-\$31,916	\$370,058	-\$3,615	\$445,062
<b><u>Total Equity</u></b>	<b>\$476,544</b>	<b>\$3,814,407</b>	<b>\$525,023</b>	<b>\$140,896</b>	<b>\$4,956,870</b>
<b>TOTAL LIABILITIES &amp; EQUITY</b>	<b>\$532,982</b>	<b>\$4,402,770</b>	<b>\$533,979</b>	<b>\$459,814</b>	<b>\$5,929,545</b>

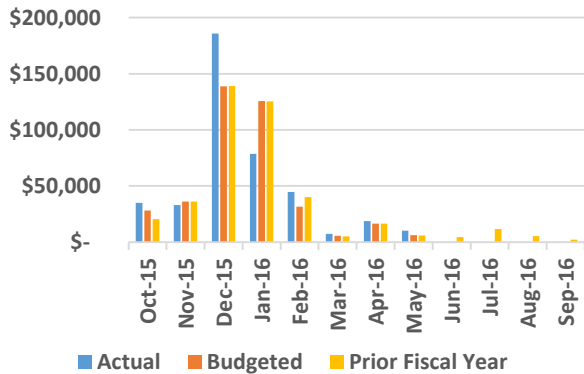
(Note: Difference in assets vs liabilities due to rounding.)

# General Fund Cash Flow

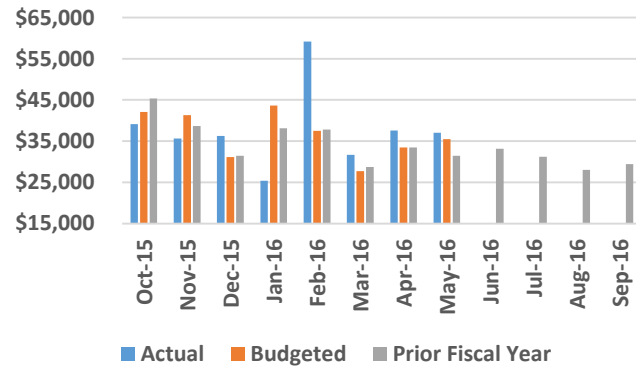


	Oct-15	Nov-15	Dec-15	Jan-16	Feb-16	Mar-16	Apr-16	May-16	Jun-16	Jul-16	Aug-16	Sep-16
Beginning Cash	\$380,746	\$395,687	\$389,821	\$ 548,899	\$593,404	\$581,968	\$555,419	\$529,577				
Cash Inflow	\$57,433	\$33,070	\$193,184	\$ 78,628	\$47,704	\$7,903	\$22,721	\$24,376				
Cash Outflow	\$42,492	\$38,936	\$34,106	\$ 34,123	\$59,140	\$34,452	\$48,563	\$35,917				
Ending Cash	\$395,687	\$389,821	\$548,899	\$593,404	\$581,968	\$555,419	\$529,577	\$518,036				
Increase/(Decrease) in Cash Since First of FY	\$ 14,941	\$ 9,075	\$ 168,153	\$ 212,658	\$ 201,222	\$ 174,673	\$ 148,831	\$ 137,290	\$ -	\$ -	\$ -	\$ -

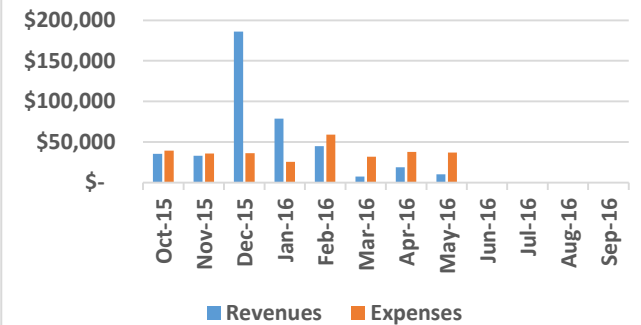
## General Fund Income



## General Fund Expenses



## General Fund Revenues vs Expenses



**City of Meadowlakes  
Profit & Loss Budget vs. Actual  
General Fund**

May 2016

	May-16	Budgeted May 16	Year-to-date	Budget Year- to-date
Ordinary Income/Expense				
Income				
05-4120 · Ad Valorem Tax	\$3,457	\$3,828	\$340,535	\$337,560
05-4121 · Franchise Fees	\$5,609	\$1,200	\$66,021	\$42,225
05-4180 · Liquor Tax	\$0	\$0	\$925	\$900
05-4200 · City Bldg. Permits	\$700	\$650	\$4,025	\$3,400
05-4300 · Judicial	\$75	\$315	\$1,440	\$1,960
Total 05-4600 · Miscellaneous	\$220	\$225	\$1,615	\$1,880
<b>Total Income</b>	<b>\$10,061</b>	<b>\$6,218</b>	<b>\$414,561</b>	<b>\$387,925</b>
Expense				
5001 · Employee Expenses	\$22,508	\$22,732	\$143,483	\$150,415
5010 · Administrative Expenses	\$3,824	\$2,291	\$38,409	\$38,951
5020 · Insurance Expense	\$0	\$0	\$4,985	\$5,925
5030 · Judicial Expense	\$500	\$442	\$6,890	\$8,182
5040 · Building and Facility Operation	\$470	\$882	\$4,787	\$8,064
6010 · Ordinance Enforcement	\$1,517	\$1,314	\$9,321	\$10,694
6020 · Animal Control	\$649	\$757	\$5,464	\$6,381
6030 · Traffic Control	\$1,679	\$1,171	\$12,597	\$10,543
6050 · Contract Emergency Service	\$5,886	\$5,895	\$47,090	\$52,160
05-8500 · Transfers Out	\$0	\$0	\$1,000	\$1,000
<b>05-8700 · Capital Expenditure over \$5,000</b>	<b>\$0</b>	<b>\$0</b>	<b>\$30,000</b>	<b>\$0</b>
<b>Total Expense</b>	<b>\$37,033</b>	<b>\$35,484</b>	<b>\$304,025</b>	<b>\$292,315</b>
<b>Net Profit</b>	<b>-\$26,972</b>	<b>-\$29,266</b>	<b>\$110,535</b>	<b>\$95,610</b>

**City of Meadowlakes  
Profit & Loss Budget vs. Actual  
General Fund**

May 2016

	May-16	Budgeted May 16	Year-to-date	Budget Year- to-date
<b>Income</b>				
05-4120 · Ad Valorem Tax	\$3,457	\$3,828	\$340,535	\$337,560
05-4121 · Franchise Fees				
05-4140 · PEC Franchise Tax	\$0	\$0	\$27,323	\$30,000
05-4160 · Cable Franchise Tax	\$4,309	\$0	\$34,505	\$8,500
05-4170 · Telephone Franchise Tax	\$1,300	\$1,200	\$4,193	\$3,725
05-4121 · Franchise Fees - Other	\$0	\$0	\$0	\$0
<b>Total 05-4121 · Franchise Fees</b>	<b>\$5,609</b>	<b>\$1,200</b>	<b>\$66,021</b>	<b>\$42,225</b>
05-4180 · Liquor Tax	\$0	\$0	\$925	\$900
05-4200 · City Bldg. Permits				
05-4220 · Home Permits	\$650	\$100	\$2,250	\$1,100
05-4240 · Remodeling Permits	\$0	\$250	\$250	\$1,000
05-4260 · Fence & Decks Permits	\$50	\$250	\$945	\$1,000
05-4290 · Misc. Bldg. Revenue	\$0	\$50	\$580	\$300
<b>Total 05-4200 · City Bldg. Permits</b>	<b>\$700</b>	<b>\$650</b>	<b>\$4,025</b>	<b>\$3,400</b>
05-4300 · Judicial				
05-4320 · Court Costs	\$0	\$300	\$0	\$1,800
05-4340 · Court Fines	\$75	\$0	\$1,440	\$0
05-4380 · Administrative Fee	\$0	\$15	\$0	\$160
<b>Total 05-4300 · Judicial</b>	<b>\$75</b>	<b>\$315</b>	<b>\$1,440</b>	<b>\$1,960</b>
05-4460 · Interest - Investments	\$0	\$0	\$2	\$0
05-4620 · Pet Registration Fee	\$145	\$200	\$1,079	\$1,650
05-4630 · Miscellaneous	\$75	\$25	\$534	\$230
<b>Total 05-4600 · Miscellaneous</b>	<b>\$220</b>	<b>\$225</b>	<b>\$1,615</b>	<b>\$1,880</b>
<b>Total Income</b>	<b>\$10,061</b>	<b>\$6,218</b>	<b>\$414,561</b>	<b>\$387,925</b>
<b>Gross Profit</b>	<b>\$10,061</b>	<b>\$6,218</b>	<b>\$414,561</b>	<b>\$387,925</b>
<b>Expense</b>				
5000 · Administrative Expenses				
5001 · Employee Expenses				
05-6000 · Employee Expenditures				
05-6010 · Salary - Exempt	\$11,427	\$10,926	\$69,564	\$69,565
05-6015 · Salary - Non-exempt Employ	\$7,342	\$8,190	\$46,186	\$49,152
05-6025 · FICA/Medicare	\$1,469	\$1,480	\$9,066	\$9,700
05-6027 · Longevity Pay	\$0	\$0	\$2,215	\$3,000
05-6030 · Reserve - Payroll	\$0	\$0	\$0	\$0
05-6040 · Retirement	\$272	\$260	\$1,783	\$2,240
05-6045 · Health Insurance	\$1,676	\$1,743	\$12,411	\$13,944
05-6046 · Disability	\$0	\$0	\$0	\$0

**City of Meadowlakes  
Profit & Loss Budget vs. Actual  
General Fund**

May 2016

	May-16	Budgeted May 16	Year-to-date	Budget Year- to-date
05-6070 - Unemployment Reserve Exp.	\$0	\$0	\$1,000	\$1,000
05-6071 - Training & Travel	\$321	\$50	\$454	\$650
05-6072 - Dues and Memberships	\$0	\$0	\$0	\$500
05-6075 - Miscellaneous	\$0	\$83	\$804	\$664
<b>Total 05-6000 - Employee Expenditures</b>	<b>\$22,508</b>	<b>\$22,732</b>	<b>\$143,483</b>	<b>\$150,415</b>
<b>Total 5001 - Employee Expenses</b>	<b>\$22,508</b>	<b>\$22,732</b>	<b>\$143,483</b>	<b>\$150,415</b>
5010 - Administrative Expenses				
05-5000 - Property Tax Collection Expense				
05-5020 - Quarterly Expense	\$2,906	\$0	\$8,719	\$9,000
05-5040 - Collection Expense	\$0	\$125	\$0	\$625
05-5000 - Property Tax Collection Expense -	\$0	\$0	\$0	\$0
<b>Total 05-5000 - Property Tax Collection Expense</b>	<b>\$2,906</b>	<b>\$125</b>	<b>\$8,719</b>	<b>\$9,625</b>
05-5100 - City Building Committee				
05-5100 - City Building Committee - Other	\$0	\$40	\$135	\$240
<b>Total 05-5100 - City Building Committee</b>	<b>\$0</b>	<b>\$40</b>	<b>\$135</b>	<b>\$240</b>
05-5500 - Flood Plain/Emergency Mgt.	\$0	\$100	\$500	\$900
05-6100 - Professional Services				
05-6110 - City Attorney-General	\$0	\$250	\$585	\$2,000
05-6305 - Audit	\$0	\$0	\$4,500	\$4,000
05-6310 - Election	\$0	\$750	\$75	\$750
05-6366 - Codification	\$0	\$0	\$0	\$3,750
<b>Total 05-6100 - Professional Services</b>	<b>\$0</b>	<b>\$1,000</b>	<b>\$5,160</b>	<b>\$10,500</b>
05-6320 - Office Expense/Supplies	\$116	\$291	\$2,213	\$2,328
05-6325 - Lease-Copier	\$246	\$320	\$2,164	\$2,520
05-6326 - Office Equipment Repair & Main	\$190	\$50	\$7,558	\$300
05-6327 - Cap Exp Under \$5000	\$0	\$0	\$4,945	\$7,500
05-6330 - Postage	\$27	\$145	\$147	\$1,170
05-6340 - Memberships-Variou	\$0	\$0	\$735	\$600
05-6350 - Telephone	\$84	\$54	\$520	\$432
05-6355 - Miscellaneous	\$255	\$166	\$3,678	\$1,336
05-6365 - Website Hosting & Upgrade	\$0	\$0	\$1,935	\$1,500
<b>Total 5010 - Administrative Expenses</b>	<b>\$3,824</b>	<b>\$2,291</b>	<b>\$38,409</b>	<b>\$38,951</b>
5020 - Insurance Expense				
05-6050 - Insurance - Worker's Comp	\$0	\$0	\$697	\$1,200
05-6210 - Liability	\$0	\$0	\$949	\$1,000
05-6220 - Crime	\$0	\$0	\$319	\$525
05-6230 - Errors & Omissions	\$0	\$0	\$3,020	\$3,200
<b>Total 5020 - Insurance Expense</b>	<b>\$0</b>	<b>\$0</b>	<b>\$4,985</b>	<b>\$5,925</b>

**City of Meadowlakes  
Profit & Loss Budget vs. Actual  
General Fund**

May 2016

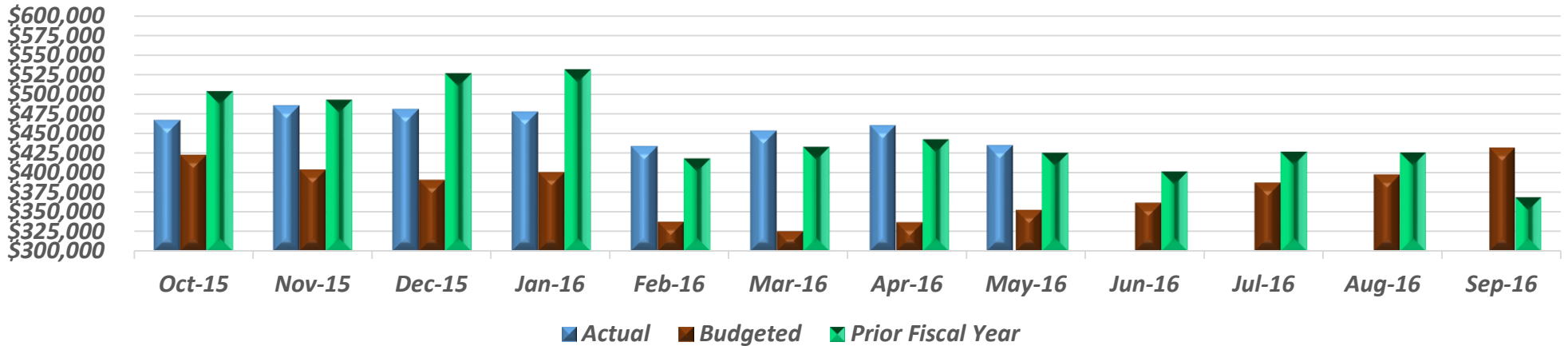
	May-16	Budgeted May 16	Year-to-date	Budget Year- to-date
5030 · Judicial Expense				
05-5705 · Education	\$0	\$0	\$200	\$500
05-5710 · Membership	\$0	\$0	\$40	\$250
05-5720-Prosecuting Attorney	\$300	\$200	\$1,500	\$1,500
05-5725 · Court Software	\$0	\$0	\$3,500	\$4,000
05-5727 · Office Lease - Judge	\$200	\$200	\$1,600	\$1,600
05-5730 · Administrative Expense	\$0	\$42	\$50	\$332
Total 5030 · Judicial Expense	<u>\$500</u>	<u>\$442</u>	<u>\$6,890</u>	<u>\$8,182</u>
5040 · Building and Facility Operation				
05-6360 · Office Maintenance-Cleaning	\$260	\$300	\$1,820	\$2,400
05-6410 · Maintenance & Repair	\$0	\$291	\$304	\$2,328
05-6420 · Electric Service	\$210	\$291	\$1,797	\$2,336
05-6430 · Ins-Real Estate & Pers Prop	\$0	\$0	\$866	\$1,000
Total 5040 · Building and Facility Operation	<u>\$470</u>	<u>\$882</u>	<u>\$4,787</u>	<u>\$8,064</u>
Total 5000 · Administrative Expenses	\$27,302	\$26,347	\$198,554	\$211,537
6000 · Public Safety				
6010 · Ordinance Enforcement				
05-5225 · Ordinance Employee	\$1,284	\$1,040	\$7,692	\$8,340
05-5226 · Ordinance FICA/Med	\$66	\$83	\$522	\$668
05-5228 · Insurance - Worker's Comp	\$0	\$0	\$60	\$150
05-5230 · Ordinance Misc. Exp.	\$67	\$0	\$216	\$0
05-5274 · Mileage	\$100	\$133	\$515	\$1,068
05-5277 · Insurance - Auto Liability	\$0	\$0	\$283	\$0
05-5280 · Supplies/Miscellaneous	\$0	\$58	\$33	\$468
Total 6010 · Ordinance Enforcement	<u>\$1,517</u>	<u>\$1,314</u>	<u>\$9,321</u>	<u>\$10,694</u>
6020 · Animal Control				
05-5320 · Contract Agreement	\$633	\$633	\$5,067	\$5,064
05-5340 · Ins-Worker's Comp	\$0	\$0	\$315	\$325
05-5360 · Pet Holding Fee/Rabies	\$0	\$62	-\$13	\$496
05-5380 · Supplies/Miscellaneous	\$16	\$62	\$95	\$496
Total 6020 · Animal Control	<u>\$649</u>	<u>\$757</u>	<u>\$5,464</u>	<u>\$6,381</u>
6030 · Traffic Control				
05-5610 · Salary & Wages	\$1,560	\$1,038	\$10,536	\$8,304
05-5615 · FICA/Med	\$119	\$83	\$830	\$664
05-5620 · Ins-Worker's Comp	\$0	\$0	\$391	\$575
05-5630 · Ins-Law Enf Liability	\$0	\$0	\$765	\$800
05-5650 · Misc. Traffic Control Exp.	\$0	\$50	\$75	\$200
Total 6030 · Traffic Control	<u>\$1,679</u>	<u>\$1,171</u>	<u>\$12,597</u>	<u>\$10,543</u>



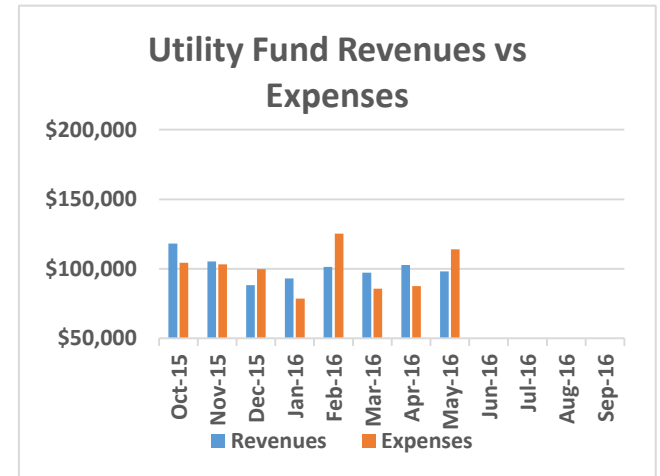
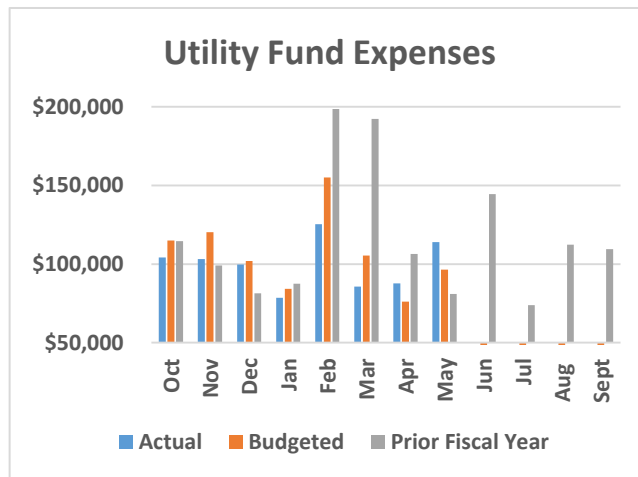
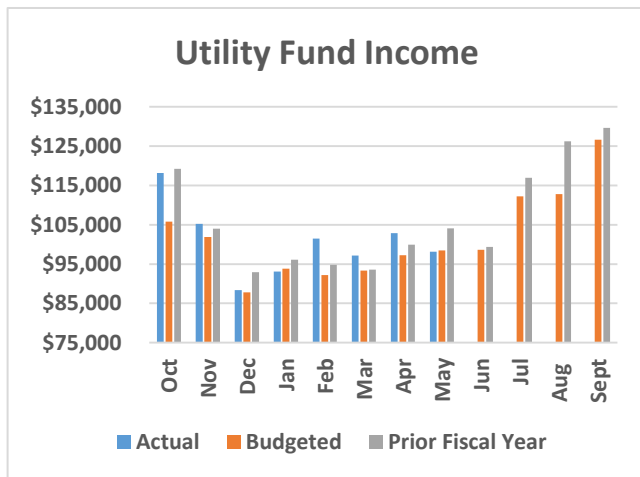
**City of Meadowlakes  
Profit & Loss Budget vs. Actual  
General Fund**

May 2016	May-16	Budgeted May 16	Year-to-date	Budget Year- to-date
6050 · Contract Emergency Service				
05-6610 · Marble Falls EMS	\$2,792	\$2,791	\$22,333	\$22,328
05-6620 · Marble Falls Fire	\$3,094	\$3,104	\$24,757	\$29,832
Total 6050 · Contract Emergency Service	<u>\$5,886</u>	<u>\$5,895</u>	<u>\$47,090</u>	<u>\$52,160</u>
Total 6000 · Public Safety	<u>\$9,731</u>	<u>\$9,137</u>	<u>\$74,471</u>	<u>\$79,778</u>
Total Expense	<u>\$37,033</u>	<u>\$35,484</u>	<u>\$273,025</u>	<u>\$291,315</u>
Net Ordinary Income	-\$26,972	-\$29,266	\$141,535	\$96,610
Other Income/Expense				
Other Expense				
7000 · Non-Operating Expense				
05-8500 · Transfers Out				
05-8501 · Transfer to PWD Fund	\$0	\$0	\$500	\$500
05-8502 · Transfer to RCC Fund	\$0	\$0	\$500	\$500
05-8520 · Contingency Fund Exp.	\$0	\$0	\$0	\$0
Total 05-8500 · Transfers Out	<u>\$0</u>	<u>\$0</u>	<u>\$1,000</u>	<u>\$1,000</u>
<b>05-8700 · Capital Expenditure over \$5,000</b>	<u>\$0</u>	<u>\$0</u>	<u>\$30,000</u>	<u>\$0</u>
Total 7000 · Non-Operating Expense	<u>\$0</u>	<u>\$0</u>	<u>\$31,000</u>	<u>\$1,000</u>
Total Other Expense	<u>\$0</u>	<u>\$0</u>	<u>\$31,000</u>	<u>\$1,000</u>
Net Other Income	<u>\$0</u>	<u>\$0</u>	<u>-\$31,000</u>	<u>-\$1,000</u>
Net Income	<u><u>-\$26,972</u></u>	<u><u>-\$29,266</u></u>	<u><u>\$110,535</u></u>	<u><u>\$95,610</u></u>

# Utility Fund Cash Flow



	Oct-15	Nov-15	Dec-15	Jan-16	Feb-16	Mar-16	Apr-16	May-16	Jun-16	Jul-16	Aug-16	Sep-16
Beginning Cash	\$431,518	\$466,252	\$484,900	\$480,133	\$477,167	\$433,122	\$452,762	\$459,777				
Cash Inflow	\$181,543	\$148,719	\$103,668	\$99,496	\$91,738	\$115,819	\$110,069	\$94,727				
Cash Outflow	\$146,809	\$130,071	\$108,435	\$102,462	\$135,783	\$96,179	\$103,054	\$119,993				
Ending Cash	\$466,252	\$484,900	\$480,133	\$477,167	\$433,122	\$452,762	\$459,777	\$434,511				
Increase/(Decrease) in Cash Since First of FY	\$ 34,734	\$ 53,382	\$ 48,615	\$ 45,649	\$ 1,604	\$ 21,244	\$ 28,259	\$ 2,993	\$ -	\$ -	\$ -	\$ -



## City of Meadowlakes-Utility Fund Profit & Loss Budget vs. Actual

May 16	May 16	Budget May 16	Year to Date	Budget Year to Date
<u>Income</u>				
5010 · Water Revenue	\$ 30,810	\$ 31,213	\$ 258,200	\$ 232,612
5020 · Sewer Revenues	\$ 42,594	\$ 42,382	\$ 338,905	\$ 336,451
5030 · Garbage Revenue	\$ 16,780	\$ 16,645	\$ 135,207	\$ 133,160
5110 · Contract Services	\$ 7,083	\$ 7,083	\$ 56,667	\$ 56,666
5120 · Water Connect Fee Revenue	\$ -	\$ -	\$ 4,125	\$ 1,750
5130 · Sewer Connect Fee Revenue	\$ -	\$ -	\$ 3,625	\$ 1,450
5140 · Transfer Fee	\$ 225	\$ 225	\$ 1,525	\$ 1,750
5150 · Penalty & Interest Earned	\$ 658	\$ 563	\$ 5,505	\$ 5,020
5170 · Miscellaneous Revenues	\$ 9	\$ 325	\$ 294	\$ 2,675
5181 · Non-Rev-Xfer In-General Fund	\$ -	\$ -	\$ 500	\$ -
5200 · Interest earned on Investments	\$ 1	\$ -	\$ 10	\$ -
Total Income	<u>\$ 98,160</u>	<u>\$ 98,436</u>	<u>\$ 804,563</u>	<u>\$ 771,534</u>
Gross Profit	\$ 98,160	\$ 98,436	\$ 804,563	\$ 771,534
<u>Expense</u>				
Total 6100 · Employee Expenses	\$ 46,912	\$ 47,768	\$ 305,046	\$ 320,213
Total 6200 · Administrative Expenses	\$ 1,362	\$ 1,525	\$ 42,369	\$ 41,880
6300 · Operating Expenses				
Total 6301 · Water Treatment Operational	\$ 17,543	\$ 4,400	\$ 91,771	\$ 84,625
Total 6302 · Wastewater Operational Exp	\$ 11,312	\$ 5,410	\$ 55,695	\$ 58,770
Total 6303 · Other Operational Expenses	\$ 2,736	\$ 7,266	\$ 51,026	\$ 81,036
Total 6500 · Solid Waste Collection' Exp	<u>\$ 15,054</u>	<u>\$ 14,917</u>	<u>\$ 120,747</u>	<u>\$ 119,332</u>
Total Operating Expense	\$ 46,645	\$ 31,993	\$ 319,239	\$ 343,763
Total 8200 · Transfer to Other Funds	\$ 15,166	\$ 15,166	\$ 121,333	\$ 121,336
Total 9140 · 2013 I&S Expenses	<u>\$ -</u>	<u>\$ -</u>	<u>\$ 48,491</u>	<u>\$ 23,489</u>
Total Expenses	\$ 110,085	\$ 96,452	\$ 836,478	\$ 850,681
Net Income	<u>\$ (11,926)</u>	<u>\$ 1,984</u>	<u>\$ (31,916)</u>	<u>\$ (79,147)</u>

## City of Meadowlakes-Utility Fund Profit & Loss Budget vs. Actual

May 16

	May 16	Budget May 16	Year to Date	Budget Year to Date
<u>Expense</u>				
6100 · Employee Expenses				
6110 · Salaries & Wages				
6410 · Salaries Exempt Employees	\$ 7,540	\$ 7,945	\$ 45,239	\$ 47,678
6415 · Salaries & Wages-Non-Exempt	\$ 28,907	\$ 30,120	\$ 174,351	\$ 180,700
6416 · Overtime & Standby Pay	\$ 1,567	\$ 625	\$ 9,613	\$ 7,475
6417 · Longevity Pay-Exempt/Non-Exempt	\$ -	\$ -	\$ 4,653	\$ 6,400
Total 6110 · Salaries & Wages	\$ 38,013	\$ 38,690	\$ 233,856	\$ 242,253
6111 · Other Employee Expenses				
6116 · Unemployment Expense	\$ -	\$ -	\$ 1,750	\$ 1,750
6120 · FICA Expense	\$ 2,908	\$ 3,200	\$ 17,890	\$ 18,660
6140 · Worker's Compensation Insurance	\$ -	\$ -	\$ 8,474	\$ 10,000
6150 · Employee Insurance Expenses	\$ 4,656	\$ 4,833	\$ 31,972	\$ 38,664
6160 · Employee Retirement Expense	\$ 551	\$ 500	\$ 3,540	\$ 4,500
6170 · Employee Uniform Expense	\$ 433	\$ 295	\$ 3,080	\$ 2,336
6180 · Employee Training & Travel Exp	\$ 351	\$ 250	\$ 4,259	\$ 2,050
6560 · Miscellaneous Employee Expenses	\$ -	\$ -	\$ 225	\$ -
Total 6111 · Other Employee Expenses	\$ 8,899	\$ 9,078	\$ 71,190	\$ 77,960
Total 6100 · Employee Expenses	\$ 46,912	\$ 47,768	\$ 305,046	\$ 320,213
6200 · Administrative Expenses				
6210 · Auditing Expense	\$ -	\$ -	\$ 5,500	\$ 5,500
6225 · Misc. Dues & Fees				
6226 · TECQ Fees	\$ -	\$ -	\$ 3,374	\$ 3,500
6227 · Other Misc. Dues & Fees	\$ 25	\$ 150	\$ 425	\$ 1,400
Total 6225 · Misc. Dues & Fees	\$ 25	\$ 150	\$ 3,799	\$ 4,900
6235 · Computer/Office Equip R&M	\$ -	\$ -	\$ 2,986	\$ 1,450
6240 · Software Update	\$ -	\$ -	\$ 3,219	\$ 2,400
6250 · Office Supplies	\$ 65	\$ 300	\$ 2,087	\$ 2,600
6255 · Postage Expense	\$ 747	\$ -	\$ 2,791	\$ 3,000
6260 · Telephone Expense	\$ 221	\$ 485	\$ 3,357	\$ 3,860
6270 · Insurance - GL & Property	\$ -	\$ -	\$ 16,716	\$ 16,500
6280 · Bad Debts	\$ -	\$ 500	\$ -	\$ 1,000
6282 · Administrative-Miscellaneous	\$ 304	\$ 90	\$ 1,914	\$ 670
Total 6200 · Administrative Expenses	\$ 1,362	\$ 1,525	\$ 42,369	\$ 41,880
6300 · Operating Expenses				
6301 · Water Treatment Operational Exp				
6305 · Water Treatment Electrical	\$ 1,854	\$ 2,400	\$ 17,896	\$ 19,500
6310 · Heating Fuel-WTP	\$ -	\$ -	\$ 102	\$ 1,500
6314 · R&M-Plant & Pump Station	\$ 5,756	\$ 1,000	\$ 13,431	\$ 7,500

**City of Meadowlakes-Utility Fund  
Profit & Loss Budget vs. Actual**

May 16

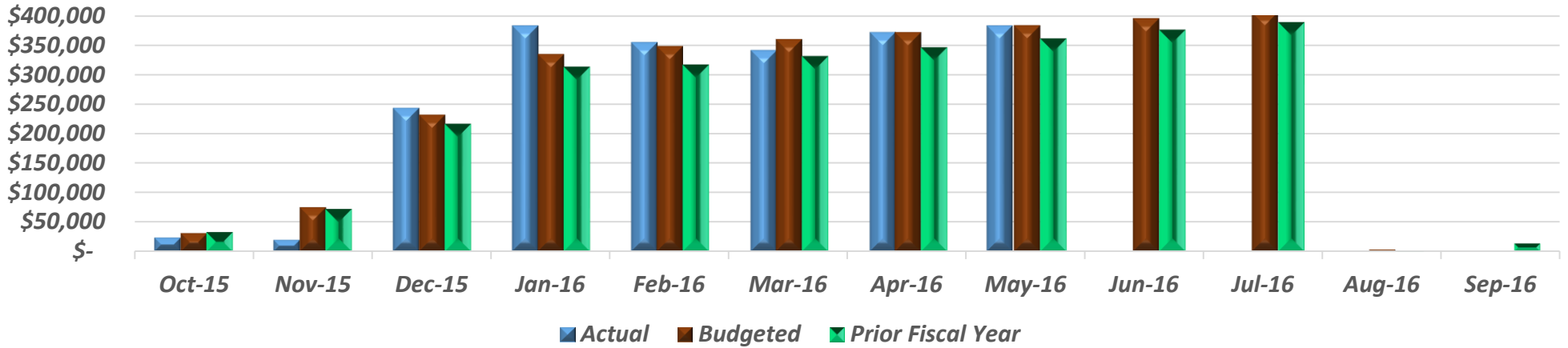
	May 16	Budget May 16	Year to Date	Budget Year to Date
6316 · WTP Chemical Expense	\$ 100	\$ 250	\$ 13,145	\$ 9,125
6320 · Water Outside Testing Expense	\$ 122	\$ 250	\$ 2,593	\$ 2,000
6328 · Distribution Repair & Maint.	\$ 1,071	\$ 500	\$ 4,553	\$ 3,500
6355 · Meter Purchased	\$ 8,640	\$ -	\$ 40,052	\$ 40,000
6360 · Tap Materials-Water	\$ -	\$ -	\$ -	\$ 1,500
<b>Total 6301 · Water Treatment Operational Exp</b>	<b>\$ 17,543</b>	<b>\$ 4,400</b>	<b>\$ 91,771</b>	<b>\$ 84,625</b>
<b>6302 · Wastewater Operational Expenses</b>				
6304 · Wastewater Electrical	\$ 2,096	\$ 2,580	\$ 17,061	\$ 20,640
6311 · Propane-Wastewater	\$ -	\$ -	\$ 232	\$ 1,500
6317 · WWTP Chemicals	\$ 50	\$ 350	\$ 4,793	\$ 3,750
6318 · Outside Testing Wastewater	\$ 112	\$ 230	\$ 2,360	\$ 1,830
6321 · Collection System R&M				
63212 · Lift Station Repairs	\$ 5,486	\$ -	\$ 8,660	\$ 5,000
6321 · Collection System R&M - Other	\$ 88	\$ 250	\$ 2,209	\$ 1,050
<b>Total 6321 · Collection System R&amp;M</b>	<b>\$ 5,574</b>	<b>\$ 250</b>	<b>\$ 10,869</b>	<b>\$ 6,050</b>
6322 · Irrigation Maintenance Expense	\$ -	\$ -		\$ -
6324 · Irrigation Electric Subsidy	\$ 768	\$ -	\$ 6,254	\$ 7,500
6327 · WWTP Repair & Maintenance	\$ 2,712	\$ 2,000	\$ 14,126	\$ 17,500
<b>Total 6302 · Wastewater Operational Expenses</b>	<b>\$ 11,312</b>	<b>\$ 5,410</b>	<b>\$ 55,695</b>	<b>\$ 58,770</b>
<b>6303 · Other Operational Expenses</b>				
63031 · Repair & Maintenance-Other				
6329 · R&M-Building/Misc.	\$ 929	\$ 1,000	\$ 11,247	\$ 8,000
63291 · Drainage Repair & Maintenance	\$ 365	\$ -	\$ 5,050	\$ 20,000
6654 · Engineering Study	\$ -	\$ -	\$ -	\$ -
<b>Total 63031 · Repair &amp; Maintenance-Other</b>	<b>\$ 1,294</b>	<b>\$ 1,000</b>	<b>\$ 16,297</b>	<b>\$ 28,000</b>
6330 · Vehicle Repair & Maintenance	\$ 402	\$ 600	\$ 8,651	\$ 4,700
6335 · Machinery Repair & Maintenance	\$ 387	\$ 1,250	\$ 7,694	\$ 10,000
6340 · Vehicle & Machinery Fuel				
6341 · Vehicle Fuel	\$ 585	\$ 1,166	\$ 5,240	\$ 9,336
6342 · Machinery Fuel	\$ -	\$ 500	\$ 1,202	\$ 4,500
<b>Total 6340 · Vehicle &amp; Machinery Fuel</b>	<b>\$ 585</b>	<b>\$ 1,666</b>	<b>\$ 6,442</b>	<b>\$ 13,836</b>
6345 · Equipment Lease/Rental	\$ -	\$ -		\$ -
6350 · Miscellaneous Operational Exp.	\$ 6	\$ -	\$ 501	\$ 2,000
6365 · Small Tools	\$ 62	\$ 250	\$ 2,121	\$ 2,500
6550 · Assets Purchased	\$ -	\$ 2,500	\$ 9,320	\$ 20,000
<b>Total 6303 · Other Operational Expenses</b>	<b>\$ 2,736</b>	<b>\$ 7,266</b>	<b>\$ 51,026</b>	<b>\$ 81,036</b>
<b>Total 6300 · Operating Expenses</b>	<b>\$ 31,591</b>	<b>\$ 17,076</b>	<b>\$ 198,492</b>	<b>\$ 224,431</b>

## City of Meadowlakes-Utility Fund Profit & Loss Budget vs. Actual

May 16

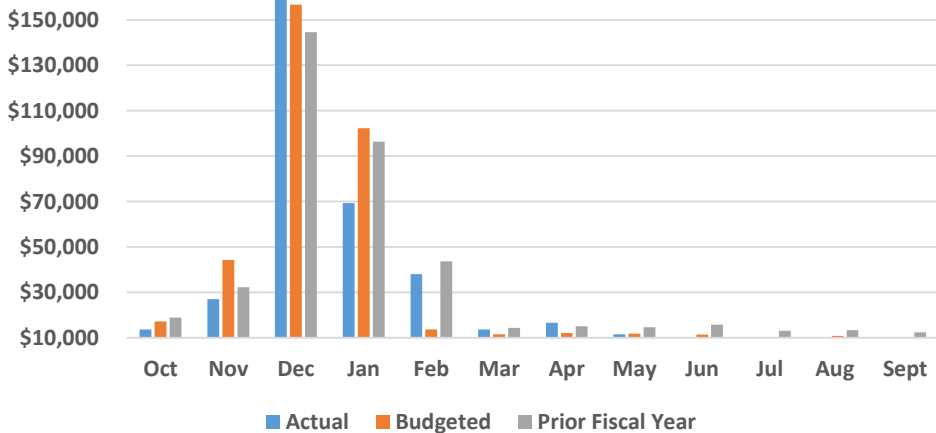
	May 16	Budget May 16	Year to Date	Budget Year to Date
6500 · Solid Waste Collection Expenses				
6510 · Garbage Service Expense	\$ 15,054	\$ 14,917	\$ 120,747	\$ 119,332
Total 6500 · Solid Waste Collection' Expenses	<u>\$ 15,054</u>	<u>\$ 14,917</u>	<u>\$ 120,747</u>	<u>\$ 119,332</u>
8200 · Transfer to Other Funds				
8220 · Transfer to Debt Service Fund	\$ 8,083	\$ 8,083	\$ 64,667	\$ 64,668
8240 · Transfer to RCC Fund	\$ 7,083	\$ 7,083	\$ 56,667	\$ 56,668
Total 8200 · Transfer to Other Funds	<u>\$ 15,166</u>	<u>\$ 15,166</u>	<u>\$ 121,333</u>	<u>\$ 121,336</u>
Total Expense	<u>\$ 110,085</u>	<u>\$ 96,452</u>	<u>\$ 787,987</u>	<u>\$ 827,192</u>
Net Ordinary Income	\$ (11,926)	\$ 1,984	\$ 16,576	\$ (55,658)
Other Expense				
9140 · 2013 I&S Expenses				
9141 · 2013 I&S Principal	\$ -	\$ -	\$ 47,272	\$ 22,270
9142 · 2013 I&S Interest	\$ -	\$ -	\$ 1,219	\$ 1,219
Total 9140 · 2013 I&S Expenses	<u>\$ -</u>	<u>\$ -</u>	<u>\$ 48,491</u>	<u>\$ 23,489</u>
Total Expenses	<u>\$ 110,085</u>	<u>\$ 96,452</u>	<u>\$ 836,478</u>	<u>\$ 850,681</u>
Net Fund Gain/(Loss)	<u>\$ (11,926)</u>	<u>\$ 1,984</u>	<u>\$ (31,916)</u>	<u>\$ (79,147)</u>

# Debt Service Fund Cash Flow

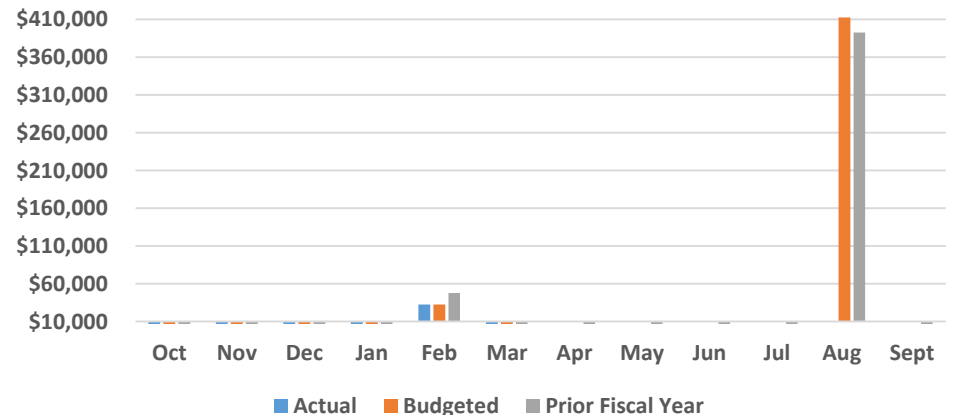


	Oct-15	Nov-15	Dec-15	Jan-16	Feb-16	Mar-16	Apr-16	May-16	Jun-16	Jul-16	Aug-16	Sep-16
<b>Beginning Cash</b>	\$ 13,756	\$23,967	\$43,916	\$243,872	\$328,298	\$341,928	\$355,593	\$372,299				
<b>Cash Inflow</b>	\$ 10,211	\$ 19,949	\$ 199,956	\$ 84,426	\$46,174	\$13,665	\$16,706	\$11,515				
<b>Cash Outflow</b>	\$0	\$0	\$ -	\$ -	\$32,544	\$0	\$0	\$0				
<b>Ending Cash</b>	\$23,967	\$43,916	\$243,872	\$328,298	\$341,928	\$355,593	\$372,299	\$383,814				
<b>Increase/(Decrease) in Cash Since First of FY</b>	\$ 10,211	\$ 30,160	\$ 230,116	\$ 314,542	\$ 328,172	\$ 341,837	\$ 358,543	\$ 11,515	\$ -	\$ -	\$ -	\$ -

## Debt Service Fund Income



## Debt Service Fund Expenses



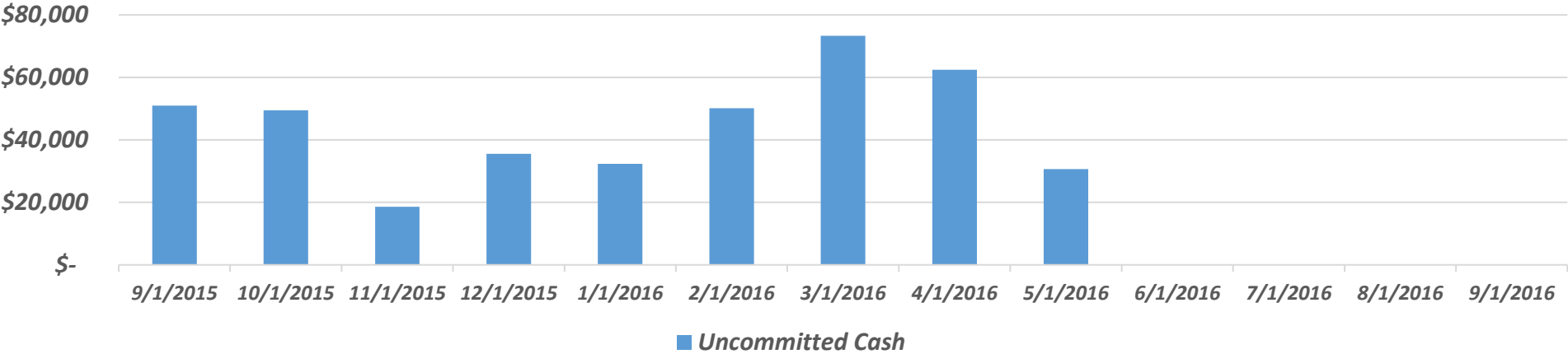
## City of Meadowlakes Debt Service Profit & Loss Budget vs. Actual

May 16

	May 16	Budget May 16	Year to Date	Budget Year to Date
Ordinary Income/Expense				
Income				
06-4120 · Ad Valorem Tax	\$ 3,400	\$ 3,500	\$ 337,781	\$ 336,100
06-5440 · Interest Earned on Investments	\$ 32	\$ 30	\$ 154	\$ 180
Total Income	<u>\$ 3,432</u>	<u>\$ 3,530</u>	<u>\$ 337,935</u>	<u>\$ 336,280</u>
Expense				
06-9100 · 2013 Bond Expense				
06-9150 · 2013 Bond Principal	\$ -	\$ -	\$ -	\$ -
06-9170 · 2013 Bond Interest Expense	\$ -	\$ -	\$ 32,544	\$ 32,544
Total 06-9100 · 2013 Bond Expense	<u>\$ -</u>	<u>\$ -</u>	<u>\$ 32,544</u>	<u>\$ 32,544</u>
Total Expense	<u>\$ -</u>	<u>\$ -</u>	<u>\$ 32,544</u>	<u>\$ 32,544</u>
Net Ordinary Income	\$ 3,432	\$ 3,530	\$ 305,391	\$ 303,736
Other Income/Expense				
Other Income				
06-8200 · Transfer In from Other Funds	\$ 8,083	\$ 8,250	\$ 64,667	\$ 66,000
Total Other Income	<u>\$ 8,083</u>	<u>\$ 8,250</u>	<u>\$ 64,667</u>	<u>\$ 66,000</u>
Net Other Income	<u>\$ 8,083</u>	<u>\$ 8,250</u>	<u>\$ 64,667</u>	<u>\$ 66,000</u>
Net Income	<u><u>\$ 11,515</u></u>	<u><u>\$ 11,780</u></u>	<u><u>\$ 370,058</u></u>	<u><u>\$ 369,736</u></u>



# Recreation Fund Cash Flow



	9/30/2015	10/31/2015	11/30/2015	12/31/2015	1/31/2016	2/29/2016	3/31/16	4/30/16	5/31/16	6/30/16	7/31/16	8/31/2016	9/30/2016
Uncommitted Cash	\$ 50,930	\$ 49,480	\$ 18,565	\$ 35,541	\$ 32,375	\$ 50,133	\$ 73,294	\$ 62,476	\$ 30,645	\$ -	\$ -	\$ -	\$ -

**Recreation & Country Club Division  
Profit & Loss**

<b>May 16</b>	<u>May-16</u>	<u>Y-T-D</u>
<b><u>INCOME</u></b>		
Prepays	\$ 18,834	\$ 156,015
Pro Shop Income	\$ 25,391	\$ 214,817
Tennis/Swim	\$ 275	\$ 275
Food and Beverage	\$ 23,565	\$ 199,003
Miscellaneous Income	\$ -	\$ 121
Transfers in from Other Funds	\$ 7,083	\$ 57,167
	<hr/>	<hr/>
TOTAL INCOME	\$ 75,148	\$ 627,398
 <b><u>EXPENSES</u></b>		
Administrative Expenses	\$ 11,032	\$ 74,667
Pro-Shop Expenses	\$ 20,113	\$ 125,019
Grounds Maintenance Expense	\$ 37,088	\$ 223,733
Food and Beverage Expense	\$ 29,056	\$ 208,484
Tennis/Swim Expense	\$ 830	\$ 995
	<hr/>	<hr/>
TOTAL EXPENSES	\$ 98,119	\$ 632,898
NET GAIN/(LOSS)	\$ (22,971)	\$ (5,500)

**Recreation & Country Club Division  
Profit & Loss**

<b>May 16</b>	<u>May-16</u>	<u>Y-T-D</u>
<b><u>INCOME*</u></b>		
<b>Pre Paid</b>		
Family	\$ 890	\$ 7,609
Couple	\$ 3,154	\$ 22,410
Single	\$ 5,580	\$ 46,345
Social	\$ 400	\$ 3,480
Maintenance/Medical	\$ 288	\$ 2,816
Non-Resident	\$ 787	\$ 8,283
Gold/Silver Key	\$ 1,237	\$ 10,265
Trail Fees	\$ 4,736	\$ 38,588
Miscellaneous	\$ 369	\$ 4,493
Tennis/Swim	\$ 43	\$ 476
Lifetime	\$ 1,350	\$ 11,250
<b>Total Pre-Paid</b>	<b>\$ 18,834</b>	<b>\$ 156,015</b>
<b>Pro Shop Revenues</b>		
Cart Rentals	\$ 4,489	\$ 33,386
Green Fees	\$ 14,655	\$ 112,772
Merchandise	\$ 4,638	\$ 31,393
Range	\$ 1,486	\$ 31,095
Handicap Service	\$ 120	\$ 6,213
Tournaments	\$ 3	\$ (42)
<b>Total Golf Shop Revenues</b>	<b>\$ 25,391</b>	<b>\$ 214,817</b>
<b>Tennis/Swimming Revenue</b>	<b>\$ 275</b>	<b>\$ 275</b>
<b>Food and Beverage Revenue</b>		
Food Sales	\$ 17,830	\$ 140,794
Beverage Sales	\$ 1,008	\$ 8,960
Beer Sales	\$ 2,759	\$ 27,348
Liquor Sales	\$ 1,134	\$ 13,914
Wine Sales	\$ 835	\$ 7,987
<b>Total Food and Beverage Revenue</b>	<b>\$ 23,565</b>	<b>\$ 199,003</b>
<b>Interest/Miscellaneous Earned</b>	<b>\$ -</b>	<b>\$ 121</b>
<b>Transfers In From Other Funds</b>		
General Fund	\$ -	\$ 500
Utility Fund	\$ 7,083	\$ 56,667
<b>Total Transfers In From Other Funds</b>	<b>\$ 7,083</b>	<b>\$ 57,167</b>
<b>Total Income</b>	<b>\$ 75,148</b>	<b>\$ 627,398</b>

**Recreation & Country Club Division  
Profit & Loss**

<b>May 16</b>	<b>May-16</b>	<b>Y-T-D</b>
	<hr/>	<hr/>
<b>Administrative Expenses</b>		
<b>Administrative Payroll</b>		
Wages-Full Time	\$ 1,777	\$ 10,376
Payroll Taxes	\$ 136	\$ 802
Health Care	\$ 271	\$ 148
Retirement Expenses	\$ 26	\$ 1,873
<b>Total Administrative Payroll Exp.</b>	<b>\$ 2,210</b>	<b>\$ 13,199</b>
<b>Other Administrative Expenses</b>		
Audit	\$ -	\$ 4,250
Bank/Credit Fees	\$ 1,171	\$ 8,977
Cash Over/Under	\$ (8)	\$ 756
Insurance Expense	\$ -	\$ 8,102
Prior Year Worker's Comp. Expense	\$ -	\$ 1,246
Office Supplies	\$ 88	\$ 893
Postage	\$ 74	\$ 524
Advertising	\$ 645	\$ 4,967
Miscellaneous Admin. Expense	\$ 433	\$ 1,886
<b>Total Other Administrative Expense</b>	<b>\$ 2,403</b>	<b>\$ 31,601</b>
<b>House Operation and Maint.. Expense</b>		
Telephone	\$ 170	\$ 1,591
Electric	\$ 1,044	\$ 7,524
Utilities-Water, Sewer and Trash	\$ 419	\$ 3,224
Cleaning	\$ 470	\$ 4,869
Misc. House Expense	\$ 1,048	\$ 1,789
Building Repair & Maintenance	\$ 3,242	\$ 10,688
TV	\$ 26	\$ 182
<b>Total House Operation &amp; Maint.. Exp.</b>	<b>\$ 6,419</b>	<b>\$ 29,867</b>
<b>Total Administrative Expenses</b>	<b>\$ 11,032</b>	<b>\$ 74,667</b>
<b>Pro Shop Expenditures</b>		
<b>Payroll</b>		
Wages-Full Time	\$ 4,212	\$ 25,484
Wages-Part Time	\$ 7,240	\$ 37,572
Payroll Taxes	\$ 876	\$ 4,744
Health Care	\$ 548	\$ 4,072
Retirement Expenses	\$ 86	\$ 456
Worker's Compensation Expense Insurance	\$ 326	\$ 2,605
<b>Total Pro Shop Payroll Expense</b>	<b>\$ 13,287</b>	<b>\$ 74,933</b>
<b>Other Pro Shop Expenses</b>		
Cost of Goods Sold	\$ 3,047	\$ 15,338
Driving Range	\$ -	\$ 2,830

**Recreation & Country Club Division  
Profit & Loss**

**May 16**

	<u>May-16</u>	<u>Y-T-D</u>
Miscellaneous	\$ 392	\$ 2,055
Pro Shop Consumable Supplies	\$ 108	\$ 485
Handicapping Service	\$ -	\$ 2,880
Tournament Expense	\$ 50	\$ 642
Dues and Fees	\$ 344	\$ 344
Cart Lease	\$ 2,717	\$ 24,214
Cart Maintenance	\$ -	\$ 144
Electric Cart/Tennis	\$ 168	\$ 1,154
<b>Total Other Pro Shop Expenses</b>	<b>\$ 6,826</b>	<b>\$ 50,086</b>

**Total Pro Shop Expenditure** **\$ 20,113** **\$ 125,019**

**Grounds Maintenance Expenditures**

**Payroll**

Wages-Full Time	\$ 11,297	\$ 66,726
Wages-Part Time	\$ 7,032	\$ 33,345
Payroll Taxes	\$ 1,402	\$ 7,705
Health Care	\$ 1,628	\$ 13,714
Retirement Expenses	\$ 236	\$ 1,367
Worker's Compensation Expense Insurance	\$ 563	\$ 4,501
<b>Total Grounds Maint.. Pay Roll</b>	<b>\$ 22,157</b>	<b>\$ 127,358</b>

**Other Grounds Maintenance Expenses**

Fuel	\$ 1,588	\$ 4,572
Fertilizer	\$ -	\$ 6,190
Chemicals	\$ 1,818	\$ 13,467
Seed & Sod	\$ -	\$ 175
Equipment Repair & Maintenance	\$ 837	\$ 7,839
Irrigation Repair and Maintenance	\$ 5,454	\$ 10,001
Pond Maintenance	\$ -	\$ 3,135
<u>Utilities</u>		
Electric	\$ 257	\$ 1,285
Water, Sewer and Trash	\$ 342	\$ 2,635
Raw Water Purchase	\$ 453	\$ 6,862
Total Utilities	\$ 1,052	\$ 10,782
Employee Dues and Fees	\$ 375	\$ 560
Miscellaneous Grounds Maint.. Exp.	\$ 2,925	\$ 7,897
Cart Path Repair and Maint..	\$ -	\$ 1,050
<u>Equipment Lease/Purchase</u>		
Principal	\$ 820	\$ 27,717
Interest	\$ 62	\$ 2,990
Total Equipment Lease/Purchase	\$ 882	\$ 30,707

**Total Other Grounds Maint.. Expenses** **\$ 14,931** **\$ 96,375**

**Recreation & Country Club Division  
Profit & Loss**

<b>May 16</b>	<u>May-16</u>	<u>Y-T-D</u>
<b>Total Grounds Maintenance Expenses</b>	<b>\$ 37,088</b>	<b>\$ 223,733</b>
<b>Food and Beverage Expenditures</b>		
<b>Payroll</b>		
Wages-Full Time	\$ 10,690	\$ 56,499
Wages-Part Time	\$ 6,066	\$ 50,576
Payroll Taxes	\$ 1,224	\$ 7,903
Health Care	\$ 572	\$ 5,595
Retirement Expenses	\$ 155	\$ 826
Worker's Compensation Expense Insurance	\$ 370	\$ 2,959
<b>Total Food and Beverage Exp.</b>	<b>\$ 19,077</b>	<b>\$ 124,358</b>
<b>Other Food and Beverage Expenses</b>		
Propane	\$ 1,088	\$ 4,348
Supplies		
Consumable Supplies	\$ 349	\$ 4,433
Beer/Wine	\$ 1,465	\$ 12,642
Liquor	\$ 250	\$ 2,101
Food Expense	\$ 5,285	\$ 47,055
Beverage Expense	\$ 389	\$ 1,330
Other Food and Beverage Supplies	\$ -	\$ 476
Misc. Restaurant Expenses	\$ -	\$ 1,170
Linen	\$ 505	\$ 2,507
	<u>\$ 8,243</u>	<u>\$ 71,714</u>
Liquor Tax	\$ 497	\$ 4,238
TABC License	\$ -	\$ 2,102
Equipment Rental	\$ 70	\$ 548
Equipment Repair and Maintenance	\$ 81	\$ 1,176
	<u>\$ 9,979</u>	<u>\$ 84,126</u>
<b>Total Other Food and Beverage Exp.</b>	<b>\$ 9,979</b>	<b>\$ 84,126</b>
<b>Total Food and Beverage Exp.</b>	<b>\$ 29,056</b>	<b>\$ 208,484</b>
<b>Swimming and Tennis Expenses</b>		
Tennis	\$ 818	\$ 818
Swimming Pool		
Maintenance and Repairs	\$ 12	\$ 177
<b>Total Swimming Pool Expense</b>	<b>\$ 12</b>	<b>\$ 177</b>
<b>Total Swimming Pool and Tennis Exp.</b>	<b>\$ 830</b>	<b>\$ 995</b>
<b>Total Expenses</b>	<b>\$ 98,119</b>	<b>\$ 632,898</b>

**Recreation & Country Club Division  
Profit & Loss**

<b>May 16</b>	<u>May-16</u>	<u>Y-T-D</u>
<b>NET GAIN/(LOSS)</b>	<b>\$ (22,971)</b>	<b>\$ (5,500)</b>
<b>Food and Beverage (less House Expenses)</b>		
Income	\$ 23,565	\$ 199,003
Expenses	<u>\$ 29,056</u>	<u>\$ 208,484</u>
<b>F&amp;B Net Gain/Loss</b>	<b>\$ (5,491)</b>	<b>\$ (9,481)</b>
<b>Food and Beverage (with House Expenses)</b>		
Income	\$ 23,565	\$ 199,003
Expenses	<u>\$ 30,457</u>	<u>\$ 222,950</u>
<b>F&amp;B Net Gain/Loss</b>	<b>\$ (6,891)</b>	<b>\$ (23,947)</b>

*\*Note: We are still encountering some issues with the proper coding of some income items for the Fund. It is hoped that these issues will be corrected by the end of June. They should have minimal effect on overall income.*

# Payroll -May 16

## Semi-Weekly Payroll Ending May 2, 2016

Fund	Total Payroll	Retirement Expense	FICA Expense	Total Expense
General Fund	\$ 7,045.20	\$ 95.95	\$ 538.96	\$ 7,680.11
Utility Fund	\$ 12,495.77	\$ 181.19	\$ 955.93	\$ 13,632.89
Recreation Fund	\$ 15,485.27	\$ 158.03	\$ 1,184.62	\$ 16,827.92
<b>Total Payroll Expense</b>				<b>\$ 38,140.92</b>

## Semi-Weekly Payroll Ending May 16, 2016

General Fund	\$ 6,493.38	\$ 87.95	\$ 496.74	\$ 7,078.07
Utility Fund	\$ 12,523.05	\$ 181.58	\$ 958.01	\$ 13,662.64
Recreation Fund	\$ 15,866.12	\$ 164.59	\$ 1,213.76	\$ 17,244.47
<b>Total Payroll Expense</b>				<b>\$ 37,985.18</b>

## Semi-Weekly Payroll Ending May 31, 2016

General Fund	\$ 6,515.03	\$ 88.26	\$ 498.40	\$ 7,101.69
Utility Fund	\$ 12,994.38	\$ 188.42	\$ 994.07	\$ 14,176.87
Recreation Fund	\$ 16,207.68	\$ 179.83	\$ 1,239.89	\$ 17,627.40
<b>Total Payroll Expense</b>				<b>\$ 38,905.96</b>

## Monthly Payroll ending May 27, 2016 - Officers

General Fund	\$ 1,560.00	\$ -	\$ 119.34	\$ 1,679.34
<b>Total Payroll Expense</b>				<b>\$ 1,679.34</b>

## Monthly Totals

General Fund	\$ 21,613.61	\$ 272.16	\$ 1,653.44	
Utility Fund	\$ 38,013.20	\$ 551.19	\$ 2,908.01	
Recreation Fund	\$ 47,559.07	\$ 502.45	\$ 3,638.27	
<b>Total</b>	<b>\$ 107,185.88</b>	<b>\$ 1,325.80</b>	<b>\$ 8,199.72</b>	



**City of Meadowlakes  
Check Detail**

May 2016

Type	Num	Date	Name	Account	Paid Amount	Original Amount
Ck.	EFT	05/01/2016	Adams, Don	05-1035 · First State Bank		-200.00
				05-5727 · Office Lease - Judge	-200.00	200.00
TOTAL	TOTAL	TOTAL	TOTAL	TOTAL	-200.00	200.00
Ck.	EFT	05/01/2016	Marble Falls Area VFD	05-1035 · First State Bank		-3,094.58
				05-6620 · Marble Falls Fire	-3,094.58	3,094.58
TOTAL	TOTAL	TOTAL	TOTAL	TOTAL	-3,094.58	3,094.58
Ck.	EFT	05/01/2016	Marble Falls Area EMS Inc	05-1035 · First State Bank		-2,791.67
				05-6610 · Marble Falls EMS	-2,791.67	2,791.67
TOTAL	TOTAL	TOTAL	TOTAL	TOTAL	-2,791.67	2,791.67
Ck.	EFT	05/01/2016	Galaway, Robbie	05-1035 · First State Bank		-633.33
				05-5320 · Contract Agreement	-633.33	633.33
TOTAL	TOTAL	TOTAL	TOTAL	TOTAL	-633.33	633.33
Ck.	EFT	05/31/2016	Katherine McAnally	05-1035 · First State Bank		-300.00
				05-5720 · Prosecuting Attorney	-300.00	300.00
TOTAL	TOTAL	TOTAL	TOTAL	TOTAL	-300.00	300.00
Bill Pmt -Ck.	15192	05/05/2016	Burnet County Elections	05-1035 · First State Bank		-75.00
Bill				05-6310 · Election	-75.00	75.00
TOTAL	TOTAL	TOTAL	TOTAL	TOTAL	-75.00	75.00
Bill Pmt -Ck.	15193	05/05/2016	Pathmark Traffic Products	05-1035 · First State Bank		-534.60
Bill				05-6075 · Miscellaneous	-534.60	534.60
TOTAL	TOTAL	TOTAL	TOTAL	TOTAL	-534.60	534.60
Bill Pmt -Ck.	15194	05/05/2016	Pedernales Electric Coop	05-1035 · First State Bank		-178.84
Bill				05-6420 · Electric Service	-178.84	178.84
TOTAL	TOTAL	TOTAL	TOTAL	TOTAL	-178.84	178.84
Bill Pmt -Ck.	15195	05/05/2016	Preston, Pat	05-1035 · First State Bank		-25.38
Bill				05-5274 · Mileage	-25.38	25.38
TOTAL	TOTAL	TOTAL	TOTAL	TOTAL	-25.38	25.38
Bill Pmt -Ck.	15196	05/05/2016	Victor O. Schinnerer	05-1035 · First State Bank		-130.00
Bill				05-6355 · Miscellaneous	-130.00	130.00
TOTAL	TOTAL	TOTAL	TOTAL	TOTAL	-130.00	130.00

**City of Meadowlakes  
Check Detail**

May 2016

Type	Num	Date	Name	Account	Paid Amount	Original Amount
<b>Bill Pmt -Ck.</b>	<b>15197</b>	<b>05/12/2016</b>	<b>Meadowlakes Restaurant</b>	<b>05-1035 · First State Bank</b>		<b>-88.00</b>
Bill				05-6355 · Miscellaneous	-88.00	88.00
TOTAL	TOTAL	TOTAL	TOTAL	TOTAL	-88.00	88.00
<b>Bill Pmt -Ck.</b>	<b>15198</b>	<b>05/12/2016</b>	<b>Xerox Corporation</b>	<b>05-1035 · First State Bank</b>		<b>-315.65</b>
Bill				05-6320 · Office Exp/Supplies	-70.00	70.00
				05-6325 · Lease-Copier	-245.65	245.65
TOTAL	TOTAL	TOTAL	TOTAL	TOTAL	-315.65	315.65
<b>Bill Pmt -Ck.</b>	<b>15199</b>	<b>05/19/2016</b>	<b>ATS</b>	<b>05-1035 · First State Bank</b>		<b>-198.00</b>
Bill				05-2340 · Inspection Fees	-198.00	198.00
TOTAL	TOTAL	TOTAL	TOTAL	TOTAL	-198.00	198.00
<b>Bill Pmt -Ck.</b>	<b>15200</b>	<b>05/19/2016</b>	<b>City of Meadowlakes PWD</b>	<b>05-1035 · First State Bank</b>		<b>-606.05</b>
Bill				05-5274 · Mileage	-37.56	38.77
				05-5380 · Supplies/Misc.	-15.39	15.89
				05-5230 · Ordinance Misc. Exp.	-65.39	67.49
				05-6355 · Miscellaneous	-36.11	37.27
				05-6320 · Office Exp/Supplies	-32.93	33.99
				05-6330 · Postage	-26.12	26.96
				05-6350 · Telephone	-81.13	83.74
				05-6071 · Training & Travel	-311.42	321.45
TOTAL	TOTAL	TOTAL	TOTAL	TOTAL	-606.05	625.56
<b>Bill Pmt -Ck.</b>	<b>15201</b>	<b>05/19/2016</b>	<b>Condor Document</b>	<b>05-1035 · First State Bank</b>		<b>-32.00</b>
Bill				05-6320 · Office Exp/Supplies	-32.00	32.00
TOTAL	TOTAL	TOTAL	TOTAL	TOTAL	-32.00	32.00
<b>Bill Pmt -Ck.</b>	<b>15202</b>	<b>05/19/2016</b>	<b>Mayfield Builders, Inc</b>	<b>05-1035 · First State Bank</b>		<b>-500.00</b>
Bill				05-2320 · Deposits-Clean-up	-500.00	500.00
TOTAL	TOTAL	TOTAL	TOTAL	TOTAL	-500.00	500.00
<b>Bill Pmt -Ck.</b>	<b>15203</b>	<b>05/19/2016</b>	<b>MIR Homes, LLC</b>	<b>05-1035 · First State Bank</b>		<b>-500.00</b>
Bill				05-2320 · Deposits-Clean-up	-500.00	500.00
TOTAL	TOTAL	TOTAL	TOTAL	TOTAL	-500.00	500.00
<b>Bill Pmt -Ck.</b>	<b>15204</b>	<b>05/26/2016</b>	<b>ATS</b>	<b>05-1035 · First State Bank</b>		<b>-297.00</b>
Bill				05-2340 · Inspection Fees	-297.00	297.00
TOTAL	TOTAL	TOTAL	TOTAL	TOTAL	-297.00	297.00

**City of Meadowlakes**  
**Check Detail**

May 2016

Type	Num	Date	Name	Account	Paid Amount	Original Amount
Bill Pmt -Ck.	15205	05/26/2016	On-Site Computer	05-1035 · First State Bank		-190.00
Bill				05-6326 · Office Equip R&M	-190.00	190.00
TOTAL	TOTAL	TOTAL	TOTAL	TOTAL	-190.00	190.00

**Total May 2016 General Fund Disbursements**

**10,729.12**

**City of Meadowlakes-Utility Fund  
Check Detail**

Type	Num	Date	Name	Account	Paid Amount	Original Amount
<b>Ck.</b>	<b>EFT</b>	<b>05/16/2016</b>	<b>State Comptroller</b>	<b>1015 · Checking-1st State Bk.</b>		<b>-1,057.93</b>
				3020 · Sales Tax Payable	-1,057.93	1,057.93
<b>TOTAL</b>					<b>-1,057.93</b>	<b>1,057.93</b>
<b>Ck.</b>	<b>EFT</b>	<b>05/24/2016</b>	<b>Visa</b>	<b>1015 · Checking-1st State Bk.</b>		<b>-1,443.53</b>
				1584 · POA Receivables	-217.50	217.50
				1515 · General Fund Receivables	-40.00	40.00
				6321 · Collection System R&M	-72.85	72.85
				63291 · Drainage R&M	-177.50	177.50
				6329 · R&M-Building/Misc.	-135.98	135.98
				6330 · Vehicle R&M	-117.97	117.97
				6282 · Administrative-Misc.	-277.57	277.57
				6335 · Machinery R&M	-62.22	62.22
				6328 · Distribution Repair & Maint.	-15.18	15.18
				6365 · Small Tools	-34.98	34.98
				6314 · R&M-Plant & Pump Station	-291.78	291.78
<b>TOTAL</b>					<b>-1,443.53</b>	<b>1,443.53</b>
<b>Bill Pmt -Ck.</b>	<b>15462</b>	<b>05/05/2016</b>	<b>DPC Industries, Inc</b>	<b>1015 · Checking-1st State Bk.</b>		<b>-714.29</b>
Bill				6317 · WWTP Chemicals	-204.08	204.08
Bill				6317 · WWTP Chemicals	-204.08	204.08
Bill				6316 · WTP Chemical Exp.	-306.13	306.13
<b>TOTAL</b>					<b>-714.29</b>	<b>714.29</b>
<b>Bill Pmt -Ck.</b>	<b>15463</b>	<b>05/05/2016</b>	<b>Elliott Electric Supply</b>	<b>1015 · Checking-1st State Bk.</b>		<b>-550.33</b>
Bill				6321 · Collection System R&M	-28.45	28.45
				6329 · R&M-Building/Misc.	-521.88	521.88
<b>TOTAL</b>					<b>-550.33</b>	<b>550.33</b>
<b>Bill Pmt -Ck.</b>	<b>15464</b>	<b>05/05/2016</b>	<b>Fastenal</b>	<b>1015 · Checking-1st State Bk.</b>		<b>-40.80</b>
Bill				6327 · WWTP R&M	-40.80	40.80
<b>TOTAL</b>					<b>-40.80</b>	<b>40.80</b>
<b>Bill Pmt -Ck.</b>	<b>15465</b>	<b>05/05/2016</b>	<b>Ferguson Enterprises</b>	<b>1015 · Checking-1st State Bk.</b>		<b>-85.34</b>
Bill				6328 · Distribution Repair & Maint.	-85.34	85.34
<b>TOTAL</b>					<b>-85.34</b>	<b>85.34</b>
<b>Bill Pmt -Ck.</b>	<b>15466</b>	<b>05/05/2016</b>	<b>Granite Auto Glass</b>	<b>1015 · Checking-1st State Bk.</b>		<b>-225.00</b>
Bill				6330 · Vehicle R&M	-225.00	225.00
<b>TOTAL</b>					<b>-225.00</b>	<b>225.00</b>

**City of Meadowlakes-Utility Fund  
Check Detail**

Type	Num	Date	Name	Account	Paid Amount	Original Amount
<b>Bill Pmt -Ck.</b>	<b>15467</b>	<b>05/05/2016</b>	<b>Lou Ella Teeter</b>	<b>1015 · Checking-1st State Bk.</b>		<b>-10.84</b>
Bill				3010 · Service Deposits Payable	-10.84	10.84
<b>TOTAL</b>					<b>-10.84</b>	<b>10.84</b>
<b>Bill Pmt -Ck.</b>	<b>15468</b>	<b>05/05/2016</b>	<b>PEC</b>	<b>1015 · Checking-1st State Bk.</b>		<b>-4,377.76</b>
Bill				6305 · Water Treatment Electrical	-2,110.91	2,110.91
				6304 · Wastewater Electrical	-2,266.85	2,266.85
<b>TOTAL</b>					<b>-4,377.76</b>	<b>4,377.76</b>
<b>Bill Pmt -Ck.</b>	<b>15469</b>	<b>05/05/2016</b>	<b>RVS Software</b>	<b>1015 · Checking-1st State Bk.</b>		<b>-107.10</b>
Bill				6240 · Software Update	-107.10	107.10
<b>TOTAL</b>					<b>-107.10</b>	<b>107.10</b>
<b>Bill Pmt -Ck.</b>	<b>15470</b>	<b>05/05/2016</b>	<b>Sprint</b>	<b>1015 · Checking-1st State Bk.</b>		<b>-34.41</b>
Bill				6260 · Telephone Exp.	-17.20	17.20
				1515 · General Fund Receivables	-17.21	17.21
<b>TOTAL</b>					<b>-34.41</b>	<b>34.41</b>
<b>Bill Pmt -Ck.</b>	<b>15471</b>	<b>05/05/2016</b>	<b>Texas Facilities Comm.</b>	<b>1015 · Checking-1st State Bk.</b>		<b>-1,746.50</b>
Bill				1583 · RCC Receivable	-68.00	68.00
				6365 · Small Tools	-239.50	239.50
				6330 · Vehicle R&M	-215.00	215.00
				6321 · Collection System R&M	-265.00	265.00
				6250 · Office Supplies	-35.00	35.00
				6329 · R&M-Building/Misc.	-924.00	924.00
<b>TOTAL</b>					<b>-1,746.50</b>	<b>1,746.50</b>
<b>Bill Pmt -Ck.</b>	<b>15472</b>	<b>05/05/2016</b>	<b>Visa</b>	<b>1015 · Checking-1st State Bk.</b>		<b>-2,331.83</b>
Bill				1583 · RCC Receivable	-567.92	567.92
				1515 · General Fund Receivables	-482.03	482.03
				6335 · Machinery R&M	-449.78	449.78
				6330 · Vehicle R&M	-782.00	782.00
				1584 · POA Receivables	-50.10	50.10
<b>TOTAL</b>					<b>-2,331.83</b>	<b>2,331.83</b>
<b>Bill Pmt -Ck.</b>	<b>15473</b>	<b>05/05/2016</b>	<b>Visa</b>	<b>1015 · Checking-1st State Bk.</b>		<b>-1,939.43</b>
Bill				1515 · General Fund Receivables	-35.98	35.98
				6329 · R&M-Building/Misc.	-673.35	673.35
				6365 · Small Tools	-129.98	129.98
				6329 · R&M-Building/Misc.	-278.82	278.82
				6240 · Software Update	-97.41	97.41
				6335 · Machinery R&M	-304.09	304.09

**City of Meadowlakes-Utility Fund**  
**Check Detail**

May 2016						
Type	Num	Date	Name	Account	Paid Amount	Original Amount
				6250 · Office Supplies	-117.46	117.46
				6282 · Administrative-Misc.	-137.49	137.49
				6235 · Computer/Office Equip R&M	-56.91	56.91
				6321 · Collection System R&M	-107.94	107.94
TOTAL					<u>-1,939.43</u>	<u>1,939.43</u>
<b>Bill Pmt -Ck.</b>	<b>15474</b>	<b>05/12/2016</b>	<b>Aqua-Tech Laboratories</b>	<b>1015 · Checking-1st State Bk.</b>		<b>-234.00</b>
Bill				6320 · Water Outside Testing Exp.	-112.00	112.00
				6318 · Outside Testing Wastewater	-122.00	122.00
TOTAL					<u>-234.00</u>	<u>234.00</u>
<b>Bill Pmt -Ck.</b>	<b>15475</b>	<b>05/12/2016</b>	<b>AT&amp;T Mobility</b>	<b>1015 · Checking-1st State Bk.</b>		<b>-198.21</b>
Bill				6260 · Telephone Exp.	-198.21	198.21
TOTAL					<u>-198.21</u>	<u>198.21</u>
<b>Bill Pmt -Ck.</b>	<b>15476</b>	<b>05/12/2016</b>	<b>Austin Armature Works</b>	<b>1015 · Checking-1st State Bk.</b>		<b>-8,487.12</b>
Bill				63212 · Lift Station Repairs	-3,001.55	3,001.55
Bill				63212 · Lift Station Repairs	-2,351.45	2,351.45
Bill				63212 · Lift Station Repairs	-3,134.12	3,134.12
TOTAL					<u>-8,487.12</u>	<u>8,487.12</u>
<b>Bill Pmt -Ck.</b>	<b>15477</b>	<b>05/12/2016</b>	<b>Card Service Center</b>	<b>1015 · Checking-1st State Bk.</b>		<b>-1,918.78</b>
Bill				1583 · RCC Receivable	-59.99	59.99
				6329 · R&M-Building/Misc.	-53.22	53.22
				1584 · POA Receivables	-127.00	127.00
				1583 · RCC Receivable	-239.80	239.80
Bill				1584 · POA Receivables	-55.27	55.27
				1515 · General Fund Receivables	-192.58	192.58
				1583 · RCC Receivable	-188.00	188.00
				6255 · Postage Exp.	-49.00	49.00
				6282 · Administrative-Misc.	-250.78	250.78
				6250 · Office Supplies	-45.97	45.97
Bill				1515 · General Fund Receivables	-67.98	68.38
				6365 · Small Tools	-307.12	308.97
				6350 · Misc. Operational Exp.	-25.82	25.98
				1584 · POA Receivables	-244.37	245.84
				1583 · RCC Receivable	-11.88	11.95
TOTAL					<u>-1,918.78</u>	<u>1,922.73</u>
<b>Bill Pmt -Ck.</b>	<b>15478</b>	<b>05/12/2016</b>	<b>City of M'Lakes General</b>	<b>1015 · Checking-1st State Bk.</b>		<b>-5,500.00</b>
Bill				6210 · Auditing Exp.	-5,500.00	5,500.00
TOTAL					<u>-5,500.00</u>	<u>5,500.00</u>

**City of Meadowlakes-Utility Fund**  
**Check Detail**

Type	Num	Date	Name	Account	Paid Amount	Original Amount
<b>Bill Pmt -Ck.</b>	<b>15479</b>	<b>05/12/2016</b>	<b>Debbie Holley</b>	<b>1015 · Checking-1st State Bk.</b>		<b>-26.84</b>
Bill				6180 · Employee Training & Travel Exp	-26.84	26.84
TOTAL					-26.84	26.84
<b>Bill Pmt -Ck.</b>	<b>15480</b>	<b>05/12/2016</b>	<b>Grainger</b>	<b>1015 · Checking-1st State Bk.</b>		<b>-329.76</b>
Bill				6329 · R&M-Building/Misc.	-329.76	329.76
TOTAL					-329.76	329.76
<b>Bill Pmt -Ck.</b>	<b>15481</b>	<b>05/12/2016</b>	<b>James Guffey</b>	<b>1015 · Checking-1st State Bk.</b>		<b>-10.84</b>
Bill				3010 · Service Deposits Payable	-10.84	10.84
TOTAL					-10.84	10.84
<b>Bill Pmt -Ck.</b>	<b>15482</b>	<b>05/12/2016</b>	<b>Jonathan Jones</b>	<b>1015 · Checking-1st State Bk.</b>		<b>-10.84</b>
Bill				3010 · Service Deposits Payable	-10.84	10.84
TOTAL					-10.84	10.84
<b>Bill Pmt -Ck.</b>	<b>15483</b>	<b>05/12/2016</b>	<b>Maxine Dowling</b>	<b>1015 · Checking-1st State Bk.</b>		<b>-100.00</b>
Bill				3010 · Service Deposits Payable	-100.00	100.00
TOTAL					-100.00	100.00
<b>Bill Pmt -Ck.</b>	<b>15484</b>	<b>05/12/2016</b>	<b>NAPA-Third Coast Dist.</b>	<b>1015 · Checking-1st State Bk.</b>		<b>-1,084.73</b>
Bill				6327 · WWTP R&M	-60.68	60.68
				6335 · Machinery R&M	-390.54	390.54
				6330 · Vehicle R&M	-633.51	633.51
TOTAL					-1,084.73	1,084.73
<b>Bill Pmt -Ck.</b>	<b>15485</b>	<b>05/12/2016</b>	<b>Republic Services #843</b>	<b>1015 · Checking-1st State Bk.</b>		<b>-15,197.33</b>
Bill				6510 · Garbage Service Exp.	-15,143.40	15,143.40
Bill				6510 · Garbage Service Exp.	-53.93	53.93
TOTAL					-15,197.33	15,197.33
<b>Bill Pmt -Ck.</b>	<b>15486</b>	<b>05/12/2016</b>	<b>T. Hagerty Construction</b>	<b>1015 · Checking-1st State Bk.</b>		<b>-78.35</b>
Bill				3010 · Service Deposits Payable	-78.35	78.35
TOTAL					-78.35	78.35
<b>Bill Pmt -Ck.</b>	<b>15487</b>	<b>05/12/2016</b>	<b>Terry Gutierrez</b>	<b>1015 · Checking-1st State Bk.</b>		<b>-10.84</b>
Bill				3010 · Service Deposits Payable	-10.84	10.84
TOTAL					-10.84	10.84

**City of Meadowlakes-Utility Fund**  
**Check Detail**

Type	Num	Date	Name	Account	Paid Amount	Original Amount
<b>Bill Pmt -Ck.</b>	<b>15488</b>	<b>05/12/2016</b>	<b>Tractor Supply</b>	<b>1015 · Checking-1st State Bk.</b>		<b>-282.08</b>
Bill				63291 · Drainage R&M	-167.94	167.94
				1583 · RCC Receivable	-94.98	94.98
				6329 · R&M-Building/Misc.	-19.16	19.16
TOTAL					<u>-282.08</u>	<u>282.08</u>
<b>Bill Pmt -Ck.</b>	<b>15489</b>	<b>05/12/2016</b>	<b>UniFirst Holdings, Inc.</b>	<b>1015 · Checking-1st State Bk.</b>		<b>-329.85</b>
Bill				6170 · Employee Uniform Exp.	-82.70	82.70
Bill				6170 · Employee Uniform Exp.	-82.70	82.70
Bill				6170 · Employee Uniform Exp.	-83.70	83.70
Bill				6170 · Employee Uniform Exp.	-80.75	80.75
TOTAL					<u>-329.85</u>	<u>329.85</u>
<b>Bill Pmt -Ck.</b>	<b>15490</b>	<b>05/12/2016</b>	<b>Wagoner Tires</b>	<b>1015 · Checking-1st State Bk.</b>		<b>-100.00</b>
Bill				6335 · Machinery R&M	-100.00	100.00
TOTAL					<u>-100.00</u>	<u>100.00</u>
<b>Bill Pmt -Ck.</b>	<b>15491</b>	<b>05/19/2016</b>	<b>Bess Blicht</b>	<b>1015 · Checking-1st State Bk.</b>		<b>-7.71</b>
Bill				1510 · Service Receivables	-7.71	7.71
TOTAL					<u>-7.71</u>	<u>7.71</u>
<b>Bill Pmt -Ck.</b>	<b>15492</b>	<b>05/19/2016</b>	<b>Eddie Ayers</b>	<b>1015 · Checking-1st State Bk.</b>		<b>-18.85</b>
Bill				1510 · Service Receivables	-18.85	18.85
TOTAL					<u>-18.85</u>	<u>18.85</u>
<b>Bill Pmt -Ck.</b>	<b>15493</b>	<b>05/19/2016</b>	<b>Frontier Comm.</b>	<b>1015 · Checking-1st State Bk.</b>		<b>-271.05</b>
Bill				6260 · Telephone Exp.	-203.28	203.28
				1515 · General Fund Receivables	-67.77	67.77
TOTAL					<u>-271.05</u>	<u>271.05</u>
<b>Bill Pmt -Ck.</b>	<b>15494</b>	<b>05/19/2016</b>	<b>HACH</b>	<b>1015 · Checking-1st State Bk.</b>		<b>-5,130.58</b>
Bill				6314 · R&M-Plant & Pump Station	-5,130.58	5,130.58
TOTAL					<u>-5,130.58</u>	<u>5,130.58</u>
<b>Bill Pmt -Ck.</b>	<b>15495</b>	<b>05/19/2016</b>	<b>Mike Williams</b>	<b>1015 · Checking-1st State Bk.</b>		<b>-10.84</b>
Bill				3010 · Service Deposits Payable	-10.84	10.84
TOTAL					<u>-10.84</u>	<u>10.84</u>



**City of Meadowlakes-Utility Fund  
Check Detail**

Type	Num	Date	Name	Account	Paid Amount	Original Amount
<b>Bill Pmt -Ck.</b>	<b>15496</b>	<b>05/19/2016</b>	<b>MSB</b>	<b>1015 · Checking-1st State Bk.</b>		<b>-6.32</b>
Bill				6350 · Misc. Operational Exp.	-6.32	6.32
TOTAL					<u>-6.32</u>	<u>6.32</u>
<b>Bill Pmt -Ck.</b>	<b>15497</b>	<b>05/19/2016</b>	<b>PEC</b>	<b>1015 · Checking-1st State Bk.</b>		<b>-768.21</b>
Bill				6324 · Irrigation Electric Subsidy	-768.21	768.21
TOTAL					<u>-768.21</u>	<u>768.21</u>
<b>Bill Pmt -Ck.</b>	<b>15498</b>	<b>05/19/2016</b>	<b>Wex Bk.</b>	<b>1015 · Checking-1st State Bk.</b>		<b>-633.89</b>
Bill				6341 · Vehicle Fuel	-584.99	584.99
				1515 · General Fund Receivables	-48.90	48.90
TOTAL					<u>-633.89</u>	<u>633.89</u>
<b>Bill Pmt -Ck.</b>	<b>15499</b>	<b>05/19/2016</b>	<b>William Hickman</b>	<b>1015 · Checking-1st State Bk.</b>		<b>-100.70</b>
Bill				3010 · Service Deposits Payable	-100.00	100.00
				1510 · Service Receivables	-0.70	0.70
TOTAL					<u>-100.70</u>	<u>100.70</u>
<b>Bill Pmt -Ck.</b>	<b>15500</b>	<b>05/23/2016</b>	<b>H &amp; E Equipment Ser VOIDED</b>	<b>1015 · Checking-1st State Bk.</b>		<b>0.00</b>
TOTAL					0.00	0.00
<b>Bill Pmt -Ck.</b>	<b>15501</b>	<b>05/26/2016</b>	<b>Aqua-Tech Laboratories</b>	<b>1015 · Checking-1st State Bk.</b>		<b>-234.00</b>
Bill				6320 · Water Outside Testing Exp.	-122.00	122.00
				6318 · Outside Testing Wastewater	-112.00	112.00
TOTAL					<u>-234.00</u>	<u>234.00</u>
<b>Bill Pmt -Ck.</b>	<b>15502</b>	<b>05/26/2016</b>	<b>Austin Armature Works</b>	<b>1015 · Checking-1st State Bk.</b>		<b>-1,018.09</b>
Bill				6327 · WWTP R&M	-1,018.09	1,018.09
TOTAL					<u>-1,018.09</u>	<u>1,018.09</u>
<b>Bill Pmt -Ck.</b>	<b>15503</b>	<b>05/26/2016</b>	<b>ChemEquip Services</b>	<b>1015 · Checking-1st State Bk.</b>		<b>-1,580.00</b>
Bill				6327 · WWTP R&M	-1,580.00	1,580.00
TOTAL					<u>-1,580.00</u>	<u>1,580.00</u>
<b>Bill Pmt -Ck.</b>	<b>15504</b>	<b>05/26/2016</b>	<b>DPC Industries, Inc</b>	<b>1015 · Checking-1st State Bk.</b>		<b>-150.00</b>
Bill				6316 · WTP Chemical Exp.	-100.00	100.00
				6317 · WWTP Chemicals	-50.00	50.00
TOTAL					<u>-150.00</u>	<u>150.00</u>

**City of Meadowlakes-Utility Fund  
Check Detail**

Type	Num	Date	Name	Account	Paid Amount	Original Amount
Bill Pmt -Ck.	15505	05/26/2016	Grainger	1015 · Checking-1st State Bk.		-178.67
Bill				6321 · Collection System R&M	-15.00	15.00
Bill				6328 · Distribution Repair & Maint.	-10.40	10.40
Bill				6329 · R&M-Building/Misc.	-17.68	17.68
Bill				63291 · Drainage R&M	-135.59	135.59
TOTAL					-178.67	178.67

**Total May 2016 Utility Fund Disbursements 58,681.47**

**Recreation & Country Club Division  
Check Detail**

Type	Num	Date	Name	May 2016 Account	Paid Amount	Original Amount
Ck.	EFT	05/16/2016	State Comptroller	03-1012 · FSB - Ck.ing Acct #1910		<b>-497.15</b>
				03-6525 · Alcohol Tax	-497.15	497.15
TOTAL					<u>-497.15</u>	<u>497.15</u>
Ck.	EFT	05/16/2016	State Comptroller	03-1012 · FSB - Ck.ing Acct #1910		<b>-403.81</b>
				03-2029 · Alcohol Tax Payable	-403.81	403.81
TOTAL					<u>-403.81</u>	<u>403.81</u>
Ck.	EFT	05/16/2016	State Comptroller	03-1012 · FSB - Ck.ing Acct #1910		<b>-1,804.99</b>
				03-2026 · Sales Tax Payable	-1,804.99	1,804.99
TOTAL					<u>-1,804.99</u>	<u>1,804.99</u>
Ck.	Bill Pay	05/15/2016	PNC Equipment Finance	03-1012 · FSB - Ck.ing Acct #1910		<b>-2,717.00</b>
				03-6210 · Cart Lease/Purchase	-2,717.00	2,717.00
TOTAL					<u>-2,717.00</u>	<u>2,717.00</u>
Ck.	May 2016 Debt Card Swipes (30)			03-1010 · FSB - Petty Cash Ck.ing #3232		<b>-1,877.50</b>
				03-6549 · Food Exp	-1,877.50	1,877.50
TOTAL					<u>-1,877.50</u>	<u>1,877.50</u>
Ck.	1106	05/04/2016	Pepsi Beverages Company	03-1010 · FSB - Petty Cash Ck.ing #3232		<b>-436.27</b>
				03-6160 · Inventory Purchased	-98.68	98.68
				03-6550 · Beverage Expense	-337.59	337.59
TOTAL					<u>-436.27</u>	<u>436.27</u>
Ck.	1107	05/05/2016	Twin Liquors	03-1010 · FSB - Petty Cash Ck.ing #3232		<b>-417.06</b>
				03-6548 · Liquor Expense	-153.38	153.38
				03-6547 · Beer/Wine	-253.72	253.72
				03-6550 · Beverage Expense	-29.96	29.96
				03-6548 · Liquor Expense	20.00	-20.00
TOTAL					<u>-417.06</u>	<u>417.06</u>
Ck.	1108	05/05/2016	Sam's Club	03-1010 · FSB - Petty Cash Ck.ing #3232		<b>-369.74</b>
				03-6101 · Misc. House Expense	-59.17	59.17
				03-6549 · Food Exp	-310.57	310.57
TOTAL					<u>-369.74</u>	<u>369.74</u>
Ck.	1109	05/05/2016	George Wray	03-1010 · FSB - Petty Cash Ck.ing #3232		<b>-27.97</b>
				03-6122 · Miscellaneous and Supplies	-27.97	27.97
TOTAL					<u>-27.97</u>	<u>27.97</u>

**Recreation & Country Club Division  
Check Detail**

Type	Num	Date	Name	May 2016 Account	Paid Amount	Original Amount
Ck.	1110	05/06/2016	Keg 1	03-1010 · FSB - Petty Cash Ck.ing #3232		-233.90
				03-6547 · Beer/Wine	-233.90	233.90
TOTAL					-233.90	233.90
Ck.	1111	05/06/2016	Ben E Keith	03-1010 · FSB - Petty Cash Ck.ing #3232		-183.20
				03-6547 · Beer/Wine	-183.20	183.20
TOTAL					-183.20	183.20
Ck.	1112	05/10/2016	Hill Country Health Store	03-1010 · FSB - Petty Cash Ck.ing #3232		-93.78
				03-6160 · Inventory Purchased	-93.78	93.78
TOTAL					-93.78	93.78
Ck.	1113	05/08/2016	Senior Womens West TX Gol	03-1010 · FSB - Petty Cash Ck.ing #3232		-50.00
				03-6130 · Tournament Expenses	-50.00	50.00
TOTAL					-50.00	50.00
Ck.	1114	05/18/2016	Twin Liquors	03-1010 · FSB - Petty Cash Ck.ing #3232		-87.04
				03-6547 · Beer/Wine	-64.36	64.36
				03-6547 · Beer/Wine	-22.68	22.68
TOTAL					-87.04	87.04
Ck.	1115	05/13/2016	Keg 1	03-1010 · FSB - Petty Cash Ck.ing #3232		-169.20
				03-6547 · Beer/Wine	-169.20	169.20
TOTAL					-169.20	169.20
Ck.	1116	05/20/2016	Ben E Keith	03-1010 · FSB - Petty Cash Ck.ing #3232		-206.30
				03-6547 · Beer/Wine	-206.30	206.30
TOTAL					-206.30	206.30
Ck.	1117	05/20/2016	Keg 1	03-1010 · FSB - Petty Cash Ck.ing #3232		-258.60
				03-6547 · Beer/Wine	-258.60	258.60
TOTAL					-258.60	258.60
Ck.	1118	05/25/2016	Ed O'Hayre	03-1010 · FSB - Petty Cash Ck.ing #3232		-250.00
			Ed O'Hayre	03-2000 · Accounts Payable	-250.00	250.00
TOTAL					-250.00	250.00
Ck.	1119	05/31/2016	HEB	03-1010 · FSB - Petty Cash Ck.ing #3232		-12.00
				03-6620 · Supplies	-12.00	12.00
TOTAL					-12.00	12.00

**Recreation & Country Club Division  
Check Detail**

Type	Num	Date	Name	May 2016 Account	Paid Amount	Original Amount
Ck.	1120	05/27/2016	Twin Liquors	03-1010 · FSB - Petty Cash Ck.ing #3232		<b>-211.12</b>
				03-6548 · Liquor Expense	-116.24	116.24
				03-6547 · Beer/Wine	-73.34	73.34
				03-6550 · Beverage Expense	-21.54	21.54
TOTAL					<b>-211.12</b>	<b>211.12</b>
<b>Bill Pn 1314</b>	<b>05/05/2016</b>		<b>All Corners Cleaning Service</b>	<b>03-1012 · FSB - Ck.ing Acct #1910</b>		<b>-450.00</b>
Bill	6787	04/28/2016		03-6081 · Cleaning Service	-270.00	270.00
				03-6081 · Cleaning Service	-180.00	180.00
TOTAL					<b>-450.00</b>	<b>450.00</b>
<b>Bill Pn 1315</b>	<b>05/05/2016</b>		<b>AlSCO, Inc.</b>	<b>03-1012 · FSB - Ck.ing Acct #1910</b>		<b>-301.72</b>
Bill	April 201	05/03/2016		03-6573 · Linen	-301.72	301.72
TOTAL					<b>-301.72</b>	<b>301.72</b>
<b>Bill Pn 1316</b>	<b>05/05/2016</b>		<b>Ben E. Keith</b>	<b>03-1012 · FSB - Ck.ing Acct #1910</b>		<b>-1,916.62</b>
Bill	7394471	04/20/2016		03-6160 · Inventory Purchased	-306.60	306.60
Bill	7394471	04/20/2016		03-6549 · Food Exp	-851.27	851.27
				03-6545 · Restaurant-Consumable Supplies	-49.57	49.57
Bill	7395199	04/27/2016		03-6549 · Food Exp	-661.50	661.50
				03-6545 · Restaurant-Consumable Supplies	-47.68	47.68
TOTAL					<b>-1,916.62</b>	<b>1,916.62</b>
<b>Bill Pn 1317</b>	<b>05/05/2016</b>		<b>Card Service Center</b>	<b>03-1012 · FSB - Ck.ing Acct #1910</b>		<b>-361.63</b>
Bill	April 201	04/28/2016		03-6122 · Miscellaneous and Supplies	-49.96	49.96
				03-6160 · Inventory Purchased	-277.70	277.70
Bill	April 201	04/28/2016		03-6040 · Office Supplies	-33.97	33.97
TOTAL					<b>-361.63</b>	<b>361.63</b>
<b>Bill Pn 1318</b>	<b>05/05/2016</b>		<b>Chandler G. Walsh</b>	<b>03-1012 · FSB - Ck.ing Acct #1910</b>		<b>-70.00</b>
Bill	4/21/16	05/03/2016		03-6512 · Wages - Part Time/Seasonal	-70.00	70.00
TOTAL					<b>-70.00</b>	<b>70.00</b>
<b>Bill Pn 1319</b>	<b>05/05/2016</b>		<b>City of Marble Falls</b>	<b>03-1012 · FSB - Ck.ing Acct #1910</b>		<b>-121.37</b>
Bill	March to	04/16/2016		03-6346 · Sewer & Water	-121.37	121.37
TOTAL					<b>-121.37</b>	<b>121.37</b>
<b>Bill Pn 1320</b>	<b>05/05/2016</b>		<b>Frontier Communications</b>	<b>03-1012 · FSB - Ck.ing Acct #1910</b>		<b>-170.23</b>
Bill	4/28/16	04/28/2016		03-6050 · Telephone	-56.75	56.75
				03-6050 · Telephone	-113.48	113.48
TOTAL					<b>-170.23</b>	<b>170.23</b>

**Recreation & Country Club Division  
Check Detail**

Type	Num	Date	Name	May 2016 Account	Paid Amount	Original Amount
<b>Bill Pn</b>	<b>1321</b>	<b>05/05/2016</b>	<b>Innovative Turf Supply, Inc.</b>	<b>03-1012 · FSB - Ck.ing Acct #1910</b>		<b>-4,516.10</b>
Bill	11498	04/19/2016		03-6324 · Chemicals	-800.00	800.00
Bill	11494	04/19/2016		03-6322 · Fertilizer	-3,716.10	3,716.10
TOTAL					<u>-4,516.10</u>	<u>4,516.10</u>
<b>Bill Pn</b>	<b>1322</b>	<b>05/05/2016</b>	<b>Meadowlakes Webworm Con</b>	<b>03-1012 · FSB - Ck.ing Acct #1910</b>		<b>-1,343.90</b>
Bill	2016 We	05/03/2016		03-6380 · Other Grounds Maint Exp	-1,343.90	1,343.90
TOTAL					<u>-1,343.90</u>	<u>1,343.90</u>
<b>Bill Pn</b>	<b>1323</b>	<b>05/05/2016</b>	<b>Pump Mechanical Tech Svcs</b>	<b>03-1012 · FSB - Ck.ing Acct #1910</b>		<b>-4,535.00</b>
Bill	111-0022	05/02/2016		03-6332 · Irrigation Repair & Maint.	-4,535.00	4,535.00
TOTAL					<u>-4,535.00</u>	<u>4,535.00</u>
<b>Bill Pn</b>	<b>1324</b>	<b>05/12/2016</b>	<b>4-T Propane, LLC</b>	<b>03-1012 · FSB - Ck.ing Acct #1910</b>		<b>-825.00</b>
Bill	11001	05/02/2016		03-6053 · Propane	-375.00	375.00
Bill	10491	05/02/2016		03-6053 · Propane	-450.00	450.00
TOTAL					<u>-825.00</u>	<u>825.00</u>
<b>Bill Pn</b>	<b>1325</b>	<b>05/12/2016</b>	<b>Bridgestone Golf, Inc.</b>	<b>03-1012 · FSB - Ck.ing Acct #1910</b>		<b>-429.08</b>
Bill	1002500	05/03/2016		03-6160 · Inventory Purchased	-135.41	135.41
Bill	1002500	05/03/2016		03-6160 · Inventory Purchased	-293.67	293.67
TOTAL					<u>-429.08</u>	<u>429.08</u>
<b>Bill Pn</b>	<b>1326</b>	<b>05/12/2016</b>	<b>City of Meadowlakes-General</b>	<b>03-1012 · FSB - Ck.ing Acct #1910</b>		<b>-4,250.00</b>
Bill		04/30/2016		03-6025 · Audit	-4,250.00	4,250.00
TOTAL					<u>-4,250.00</u>	<u>4,250.00</u>
<b>Bill Pn</b>	<b>1327</b>	<b>05/12/2016</b>	<b>City of Meadowlakes_PWD</b>	<b>03-1012 · FSB - Ck.ing Acct #1910</b>		<b>-3,889.50</b>
Bill	Reimbur	12/01/2015		03-6018 · Health Care	-259.30	259.30
				03-6118 · Health Care	-518.60	518.60
				03-6318 · Health Care Exp	-2,074.40	2,074.40
				03-6518 · Health Care Expense	-1,037.20	1,037.20
TOTAL					<u>-3,889.50</u>	<u>3,889.50</u>
<b>Bill Pn</b>	<b>1328</b>	<b>05/12/2016</b>	<b>Interstate Battery</b>	<b>03-1012 · FSB - Ck.ing Acct #1910</b>		<b>-93.05</b>
Bill	2200221	05/02/2016		03-6329 · Equipment Maint & Repair	-93.05	93.05
TOTAL					<u>-93.05</u>	<u>93.05</u>
<b>Bill Pn</b>	<b>1329</b>	<b>05/12/2016</b>	<b>LCRA</b>	<b>03-1012 · FSB - Ck.ing Acct #1910</b>		<b>-453.20</b>
Bill	4/29/16	04/29/2016		03-6370 · Raw Water Purchase	-453.20	453.20
TOTAL					<u>-453.20</u>	<u>453.20</u>

**Recreation & Country Club Division  
Check Detail**

Type	Num	Date	Name	May 2016 Account	Paid Amount	Original Amount
<b>Bill Pn</b>	<b>1330</b>	<b>05/12/2016</b>	<b>Lowe's</b>	<b>03-1012 · FSB - Ck.ing Acct #1910</b>		<b>-19.89</b>
Bill	5/2/16 S	05/02/2016		03-6102 · Building Repair & Maintenance	-19.89	19.89
TOTAL					-19.89	19.89
<b>Bill Pn</b>	<b>1331</b>	<b>05/12/2016</b>	<b>Professional Turf Products, L</b>	<b>03-1012 · FSB - Ck.ing Acct #1910</b>		<b>-1,189.27</b>
Bill	1332925	05/02/2016		03-6332 · Irrigation Repair & Maint.	-1,189.27	1,189.27
TOTAL					-1,189.27	1,189.27
<b>Bill Pn</b>	<b>1332</b>	<b>05/12/2016</b>	<b>Republic Services #843</b>	<b>03-1012 · FSB - Ck.ing Acct #1910</b>		<b>-144.32</b>
Bill	4/30/16 S	05/01/2016		03-6346 · Sewer & Water	-144.32	144.32
TOTAL					-144.32	144.32
<b>Bill Pn</b>	<b>1333</b>	<b>05/12/2016</b>	<b>Schaeffer Mfg. Co.</b>	<b>03-1012 · FSB - Ck.ing Acct #1910</b>		<b>-393.11</b>
Bill	RCX106	05/04/2016		03-6320 · Fuel & Lubricants	-393.11	393.11
TOTAL					-393.11	393.11
<b>Bill Pn</b>	<b>1334</b>	<b>05/12/2016</b>	<b>Victory Publishing</b>	<b>03-1012 · FSB - Ck.ing Acct #1910</b>		<b>-254.51</b>
Bill	5-1-16 lr	05/01/2016		03-6045 · Advertising	-76.67	76.67
Bill	2016-45	05/01/2016		03-6045 · Advertising	-177.84	177.84
TOTAL					-254.51	254.51
<b>Bill Pn</b>	<b>1335</b>	<b>05/19/2016</b>	<b>All Corners Cleaning Service</b>	<b>03-1012 · FSB - Ck.ing Acct #1910</b>		<b>-470.00</b>
Bill	6871	05/13/2016		03-6081 · Cleaning Service	-282.00	282.00
				03-6081 · Cleaning Service	-188.00	188.00
TOTAL					-470.00	470.00
<b>Bill Pn</b>	<b>1336</b>	<b>05/19/2016</b>	<b>Ben E. Keith</b>	<b>03-1012 · FSB - Ck.ing Acct #1910</b>		<b>-2,443.38</b>
Bill	7395976	05/04/2016		03-6549 · Food Exp	-176.66	176.66
Bill	7395828	05/04/2016		03-6549 · Food Exp	-1,083.69	1,083.69
				03-6101 · Misc. House Expense	-136.90	136.90
Bill	7395828	05/04/2016		03-6123 · Pro-Shop Consumable Supplies	-38.38	38.38
Bill	9871460	05/07/2016		03-6560 · Equipment Rental	-70.00	70.00
Bill	7396556	05/11/2016		03-6160 · Inventory Purchased	-61.32	61.32
				03-6123 · Pro-Shop Consumable Supplies	-49.75	49.75
Bill	7396556	05/11/2016		03-6549 · Food Exp	-643.58	643.58
				03-6101 · Misc. House Expense	-183.10	183.10
TOTAL					-2,443.38	2,443.38
<b>Bill Pn</b>	<b>1337</b>	<b>05/19/2016</b>	<b>C &amp; M Air Cooled Engine, Inc</b>	<b>03-1012 · FSB - Ck.ing Acct #1910</b>		<b>-79.73</b>
Bill	683274	05/10/2016		03-6329 · Equipment Maint & Repair	-79.73	79.73
TOTAL					-79.73	79.73

**Recreation & Country Club Division  
Check Detail**

Type	Num	Date	Name	May 2016 Account	Paid Amount	Original Amount
<b>Bill Pn</b>	<b>1338</b>	<b>05/19/2016</b>	<b>Chandler G. Walsh</b>	<b>03-1012 · FSB - Ck.ing Acct #1910</b>		<b>-101.84</b>
Bill	5/5 to 5/	05/07/2016		03-6512 · Wages - Part Time/Seasonal	-101.84	101.84
TOTAL					<u>-101.84</u>	<u>101.84</u>
<b>Bill Pn</b>	<b>1339</b>	<b>05/19/2016</b>	<b>Christy Scoggins Family Clin</b>	<b>03-1012 · FSB - Ck.ing Acct #1910</b>		<b>-70.00</b>
Bill	# C4	05/16/2016		03-6049 · Miscellaneous Admin Expense	-70.00	70.00
TOTAL					<u>-70.00</u>	<u>70.00</u>
<b>Bill Pn</b>	<b>1340</b>	<b>05/19/2016</b>	<b>City of Meadowlakes_PWD</b>	<b>03-1012 · FSB - Ck.ing Acct #1910</b>		<b>-3,437.29</b>
Bill	16-0512	05/12/2016		03-6102 · Building Repair & Maintenance	-1,521.98	1,521.98
				03-6122 · Miscellaneous and Supplies	-15.00	15.00
				03-6332 · Irrigation Repair & Maint.	-139.00	139.00
				03-6101 · Misc. House Expense	-162.47	162.47
				03-6122 · Miscellaneous and Supplies	-4.20	4.20
				03-6042 · Postage	-73.50	73.50
				03-6105 · Security	-269.00	269.00
				03-6049 · Miscellaneous Admin Expense	-12.74	12.74
				03-6430 · Maint & Repair	-818.43	818.43
				03-6049 · Miscellaneous Admin Expense	-200.58	200.58
				03-6380 · Other Grounds Maint Exp	-220.39	220.39
TOTAL					<u>-3,437.29</u>	<u>3,437.29</u>
<b>Bill Pn</b>	<b>1341</b>	<b>05/19/2016</b>	<b>Cleveland Golf/SRIXON</b>	<b>03-1012 · FSB - Ck.ing Acct #1910</b>		<b>-1,062.45</b>
Bill	4674562	04/18/2016		03-6160 · Inventory Purchased	-1,062.45	1,062.45
TOTAL					<u>-1,062.45</u>	<u>1,062.45</u>
<b>Bill Pn</b>	<b>1342</b>	<b>05/19/2016</b>	<b>Fox Mail</b>	<b>03-1012 · FSB - Ck.ing Acct #1910</b>		<b>-240.00</b>
Bill	9916	05/15/2016		03-6045 · Advertising	-240.00	240.00
TOTAL					<u>-240.00</u>	<u>240.00</u>
<b>Bill Pn</b>	<b>1343</b>	<b>05/19/2016</b>	<b>GCSAA</b>	<b>03-1012 · FSB - Ck.ing Acct #1910</b>		<b>-375.00</b>
Bill	569668	05/18/2016		03-6350 · Dues & Subscriptions	-375.00	375.00
TOTAL					<u>-375.00</u>	<u>375.00</u>
<b>Bill Pn</b>	<b>1344</b>	<b>05/19/2016</b>	<b>Herbert Lee Moorehead</b>	<b>03-1012 · FSB - Ck.ing Acct #1910</b>		<b>-42.50</b>
Bill	5/7 to 5/	05/17/2016		03-6512 · Wages - Part Time/Seasonal	-42.50	42.50
TOTAL					<u>-42.50</u>	<u>42.50</u>
<b>Bill Pn</b>	<b>1345</b>	<b>05/19/2016</b>	<b>HIBU Inc West</b>	<b>03-1012 · FSB - Ck.ing Acct #1910</b>		<b>-150.00</b>
Bill	5/3/16 S	05/03/2016		03-6045 · Advertising	-150.00	150.00
TOTAL					<u>-150.00</u>	<u>150.00</u>



**Recreation & Country Club Division  
Check Detail**

Type	Num	Date	Name	May 2016 Account	Paid Amount	Original Amount
<b>Bill Pn</b>	<b>1346</b>	<b>05/19/2016</b>	<b>Kali Renea Thompson</b>	<b>03-1012 · FSB - Ck.ing Acct #1910</b>		<b>-133.47</b>
Bill	4/9 to 5/	05/17/2016		03-6512 · Wages - Part Time/Seasonal	-133.47	133.47
TOTAL					<u>-133.47</u>	<u>133.47</u>
<b>Bill Pn</b>	<b>1347</b>	<b>05/19/2016</b>	<b>Marble Falls/Lake LBJ Chaml</b>	<b>03-1012 · FSB - Ck.ing Acct #1910</b>		<b>-150.00</b>
Bill	57497	05/01/2016		03-6049 · Miscellaneous Admin Expense	-150.00	150.00
TOTAL					<u>-150.00</u>	<u>150.00</u>
<b>Bill Pn</b>	<b>1348</b>	<b>05/19/2016</b>	<b>NAPA-Third Coast Distributir</b>	<b>03-1012 · FSB - Ck.ing Acct #1910</b>		<b>-95.00</b>
Bill	INV 9076	05/01/2016		03-6329 · Equipment Maint & Repair	-95.00	95.00
TOTAL					<u>-95.00</u>	<u>95.00</u>
<b>Bill Pn</b>	<b>1349</b>	<b>05/19/2016</b>	<b>P &amp; W Golf Supply, LLC</b>	<b>03-1012 · FSB - Ck.ing Acct #1910</b>		<b>-79.65</b>
Bill	9450	05/10/2016		03-6122 · Miscellaneous and Supplies	-79.65	79.65
TOTAL					<u>-79.65</u>	<u>79.65</u>
<b>Bill Pn</b>	<b>1350</b>	<b>05/19/2016</b>	<b>PEC</b>	<b>03-1012 · FSB - Ck.ing Acct #1910</b>		<b>-1,469.67</b>
Bill	April 201	05/07/2016		03-6052 · Electric	-730.82	730.82
				03-6052 · Electric	-313.20	313.20
				03-6225 · Electric	-168.35	168.35
				03-6342 · Electric - Maintance Building	-257.30	257.30
TOTAL					<u>-1,469.67</u>	<u>1,469.67</u>
<b>Bill Pn</b>	<b>1351</b>	<b>05/19/2016</b>	<b>Pinnacle Propane</b>	<b>03-1012 · FSB - Ck.ing Acct #1910</b>		<b>-863.66</b>
Bill	4/30/16	05/01/2016		03-6320 · Fuel & Lubricants	-863.66	863.66
TOTAL					<u>-863.66</u>	<u>863.66</u>
<b>Bill Pn</b>	<b>1352</b>	<b>05/19/2016</b>	<b>Site One Landscape Supply,</b>	<b>03-1012 · FSB - Ck.ing Acct #1910</b>		<b>-1,120.00</b>
Bill	7568879	05/12/2016		03-6324 · Chemicals	-1,120.00	1,120.00
TOTAL					<u>-1,120.00</u>	<u>1,120.00</u>
<b>Bill Pn</b>	<b>1353</b>	<b>05/19/2016</b>	<b>Summer Riley</b>	<b>03-1012 · FSB - Ck.ing Acct #1910</b>		<b>-263.68</b>
Bill	4/30/16	05/19/2016		03-6512 · Wages - Part Time/Seasonal	-263.68	263.68
TOTAL					<u>-263.68</u>	<u>263.68</u>
<b>Bill Pn</b>	<b>1354</b>	<b>05/19/2016</b>	<b>The Toro Company</b>	<b>03-1012 · FSB - Ck.ing Acct #1910</b>		<b>-150.00</b>
Bill	1881007	05/13/2016		03-6332 · Irrigation Repair & Maint.	-150.00	150.00
TOTAL					<u>-150.00</u>	<u>150.00</u>

**Recreation & Country Club Division  
Check Detail**

Type	Num	Date	Name	May 2016 Account	Paid Amount	Original Amount
<b>Bill Pn</b>	<b>1355</b>	<b>05/19/2016</b>	<b>Wilson Sporting Goods</b>	<b>03-1012 · FSB - Ck.ing Acct #1910</b>		<b>-1,198.33</b>
Bill	4520057	05/01/2016		03-6160 · Inventory Purchased	-203.71	203.71
Bill	4520050	05/01/2016		03-6160 · Inventory Purchased	-200.00	200.00
Bill	4520058	05/01/2016		03-6160 · Inventory Purchased	-449.55	449.55
Bill	4520058	05/01/2016		03-6160 · Inventory Purchased	-241.27	241.27
Bill	4520129	05/13/2016		03-6160 · Inventory Purchased	-103.80	103.80
<b>TOTAL</b>					<b>-1,198.33</b>	<b>1,198.33</b>
<b>Bill Pn</b>	<b>1356</b>	<b>05/20/2016</b>	<b>Adams Construction</b>	<b>03-1012 · FSB - Ck.ing Acct #1910</b>		<b>-850.00</b>
Bill	5/19/16	05/19/2016		03-6102 · Building Repair & Maintenance	-850.00	850.00
<b>TOTAL</b>					<b>-850.00</b>	<b>850.00</b>
<b>Bill Pn</b>	<b>1357</b>	<b>05/26/2016</b>	<b>Adams Construction</b>	<b>03-1012 · FSB - Ck.ing Acct #1910</b>		<b>-850.00</b>
Bill	5/2/16	05/26/2016		03-6102 · Building Repair & Maintenance	-850.00	850.00
<b>TOTAL</b>					<b>-850.00</b>	<b>850.00</b>
<b>Bill Pn</b>	<b>1358</b>	<b>05/26/2016</b>	<b>Innovative Turf Supply, Inc.</b>	<b>03-1012 · FSB - Ck.ing Acct #1910</b>		<b>-470.03</b>
Bill	11589	05/12/2016		03-6324 · Chemicals	-470.03	470.03
<b>TOTAL</b>					<b>-470.03</b>	<b>470.03</b>
<b>Bill Pn</b>	<b>1359</b>	<b>05/26/2016</b>	<b>Meadowlakes POA</b>	<b>03-1012 · FSB - Ck.ing Acct #1910</b>		<b>-881.87</b>
Bill	Invoice #	05/31/2016		03-6362 · Machinery Lease	-819.74	819.74
				03-6363 · Machinery Interest	-62.13	62.13
<b>TOTAL</b>					<b>-881.87</b>	<b>881.87</b>
<b>Bill Pn</b>	<b>1360</b>	<b>05/26/2016</b>	<b>Northland Communications</b>	<b>03-1012 · FSB - Ck.ing Acct #1910</b>		<b>-25.97</b>
Bill	5/18/16	05/18/2016		03-6520 · Television-Clubhouse	-25.97	25.97
<b>TOTAL</b>					<b>-25.97</b>	<b>25.97</b>
<b>Bill Pn</b>	<b>1361</b>	<b>05/26/2016</b>	<b>Schaeffer Mfg. Co.</b>	<b>03-1012 · FSB - Ck.ing Acct #1910</b>		<b>-165.65</b>
Bill	RCX107	05/25/2016		03-6320 · Fuel & Lubricants	-165.65	165.65
<b>TOTAL</b>					<b>-165.65</b>	<b>165.65</b>
<b>Bill Pn</b>	<b>1362</b>	<b>05/26/2016</b>	<b>Winfield Solutions, LLC</b>	<b>03-1012 · FSB - Ck.ing Acct #1910</b>		<b>-228.24</b>
Bill	6065225	05/01/2016		03-6324 · Chemicals	-228.24	228.24
<b>TOTAL</b>					<b>-228.24</b>	<b>228.24</b>

**Total May 2016 Recreation Fund Disbursements**

**53,501.54**