

City of Meadowlakes

April 2016 Financial Statements

City of Meadowlakes
Combined Balance Sheet
as of 4/30/16

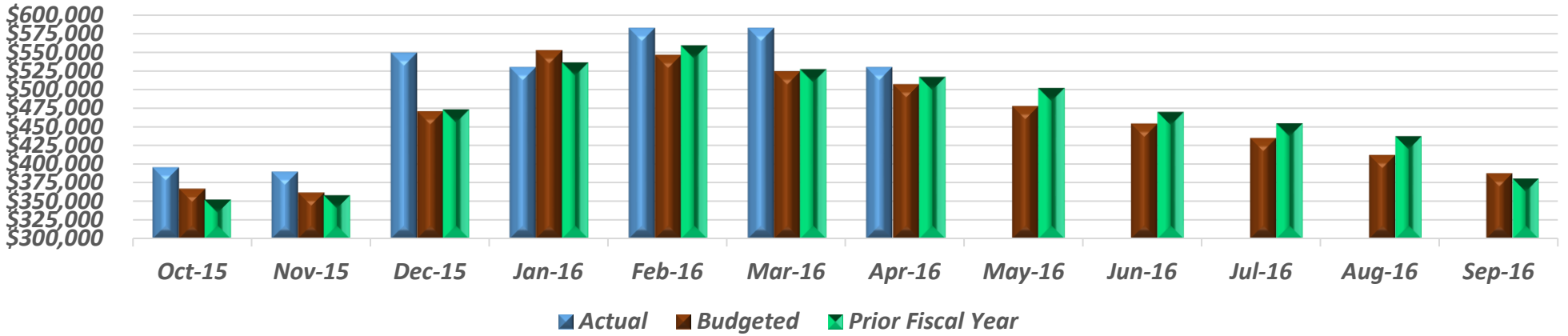
| | General Fund | Utility Fund | Debt Service Fund | Recreation Fund* | Total Memorandum Only |
|------------------------------------------|------------------|--------------------|----------------------|---------------------|-----------------------------|
| <u>ASSETS</u> | | | | | |
| <u>Current Assets</u> | | | | | |
| Cash | \$288,569 | \$199,894 | \$372,299 | \$62,476 | \$923,238 |
| Restricted | \$0 | \$8,775 | \$0 | \$0 | \$8,775 |
| Invested Funds | \$241,008 | \$251,108 | \$0 | \$0 | \$492,116 |
| Total Cash | \$529,577 | \$459,777 | \$372,299 | \$62,476 | \$1,424,130 |
| <u>Accounts Receivable</u> | | | | | |
| Long Term Receivables | \$0 | \$0 | \$141,120 | \$0 | \$141,120 |
| Current Receivables & Prepaid | \$24,682 | \$96,890 | \$9,044 | -\$7,426 | \$123,191 |
| Totals Receivables | \$24,682 | \$96,890 | \$150,164 | -\$7,426 | \$264,311 |
| <u>Inventory</u> | | | | | |
| | \$0 | \$76,490 | \$0 | \$34,595 | \$111,085 |
| <u>Net Pension Assets</u> | | | | | |
| | \$0 | \$37,609 | \$0 | \$0 | \$0 |
| Total Current Assets | \$554,259 | \$670,766 | \$522,463 | \$89,646 | \$1,837,135 |
| <u>Fixed Assets</u> | | | | | |
| | \$0 | \$3,740,332 | \$0 | \$153,389 | \$3,893,721 |
| Deferred Outflow Employee Pension | \$0 | \$5,952 | \$0 | \$0 | \$0 |
| TOTAL ASSETS | \$554,259 | \$4,417,050 | \$522,463 | \$243,035 | \$5,736,807 |

City of Meadowlakes
Combined Balance Sheet
as of 4/30/16

| | General Fund | Utility Fund | Debt Service Fund | Recreation Fund* | Total Memorandum Only |
|----------------------------------------|------------------|--------------------|----------------------|---------------------|-----------------------------|
| <u>LIABILITIES & EQUITY</u> | | | | | |
| <u>Current Liabilities</u> | | | | | |
| Accounts Payable | \$1,245 | \$36,190 | \$0 | \$62,172 | \$99,607 |
| Service/Deposits Payable | \$18,807 | \$86,812 | \$0 | \$0 | \$105,619 |
| Current Portion Loan Payable | \$0 | \$42,276 | \$0 | \$0 | \$42,276 |
| Restricted Funds | \$19,045 | \$17,127 | \$0 | \$0 | \$36,172 |
| Accrued Employee Vacation | \$0 | \$11,183 | \$0 | \$0 | \$11,183 |
| Other Liabilities | \$11,647 | \$0 | \$8,956 | -\$406 | \$20,197 |
| Prior Year Adjustments | \$0 | \$322,640 | \$0 | \$0 | \$322,640 |
| Total Current Liabilities | \$50,744 | \$516,228 | \$8,956 | \$61,766 | \$637,694 |
| <u>Long Term Liabilities</u> | | | | | |
| Net Pension Liability | \$0 | \$0 | \$0 | \$0 | \$0 |
| Deferred Inflow Employee Pension | | \$14,481 | \$0 | \$0 | \$0 |
| Long Term Debt | \$0 | \$55,268 | \$0 | \$288,770 | \$344,038 |
| Total Long Term Liabilities | \$0 | \$69,749 | \$0 | \$288,770 | \$358,519 |
| <u>Total Liabilities</u> | \$50,744 | \$585,977 | \$8,956 | \$350,536 | \$996,213 |
| <u>Equity</u> | | | | | |
| Retained Earnings | \$282,516 | \$323,304 | \$0 | \$31,024 | \$636,844 |
| Fund Balance | \$83,493 | \$184,965 | \$154,965 | \$0 | \$423,423 |
| Reserved for Inventories | \$0 | \$21,711 | \$0 | \$0 | \$21,711 |
| Fixed Assets | \$0 | \$3,316,343 | \$0 | \$76,084 | \$3,392,427 |
| Other Funds | \$0 | \$0 | \$0 | \$33,375 | \$33,375 |
| Net Income | \$137,505 | -\$15,248 | \$358,543 | -\$247,986 | \$232,814 |
| <u>Total Equity</u> | \$503,514 | \$3,831,075 | \$513,507 | -\$107,503 | \$4,740,593 |
| TOTAL LIABILITIES & EQUITY | \$554,258 | \$4,417,052 | \$522,463 | \$243,033 | \$5,736,806 |

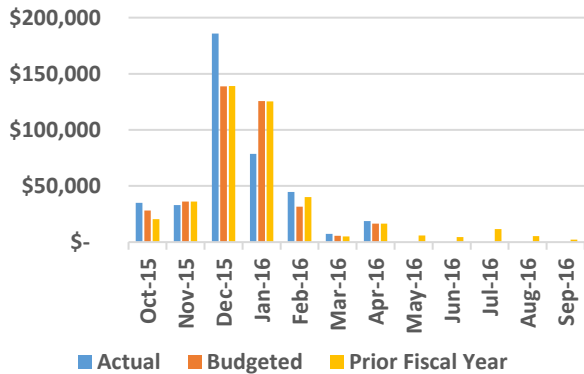
(Note: Difference in assets vs liabilities due to rounding.)

General Fund Cash Flow

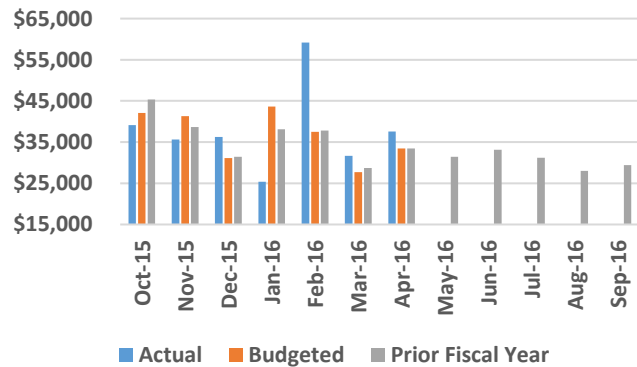


| | Oct-15 | Nov-15 | Dec-15 | Jan-16 | Feb-16 | Mar-16 | Apr-16 | May-16 | Jun-16 | Jul-16 | Aug-16 | Sep-16 |
|-----------------------------------------------|-----------|-----------|------------|------------|------------|------------|------------|--------|--------|--------|--------|--------|
| Beginning Cash | \$380,746 | \$395,687 | \$389,821 | \$ 548,899 | \$593,404 | \$581,968 | \$555,419 | | | | | |
| Cash Inflow | \$57,433 | \$33,070 | \$193,184 | \$ 78,628 | \$47,704 | \$7,903 | \$22,721 | | | | | |
| Cash Outflow | \$42,492 | \$38,936 | \$34,106 | \$ 34,123 | \$59,140 | \$34,452 | \$48,563 | | | | | |
| Ending Cash | \$395,687 | \$389,821 | \$548,899 | \$593,404 | \$581,968 | \$555,419 | \$529,577 | | | | | |
| Increase/(Decrease) in Cash Since First of FY | \$ 14,941 | \$ 9,075 | \$ 168,153 | \$ 212,658 | \$ 201,222 | \$ 174,673 | \$ 148,831 | \$ - | \$ - | \$ - | \$ - | \$ - |

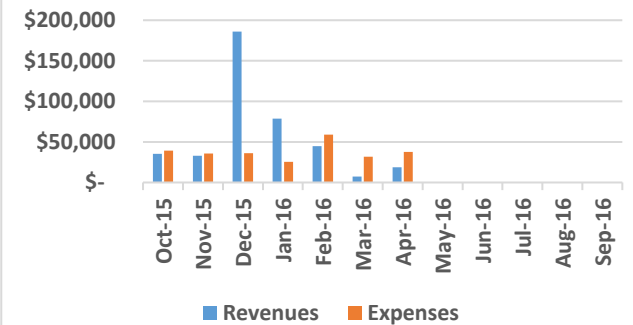
General Fund Income



General Fund Expenses



General Fund Revenues vs Expenses



**City of Meadowlakes
Profit & Loss Budget vs. Actual
General Fund**

April 2016

| | Apr-16 | Budgeted Apr 16 | Year-to-date | Budget Year- to-date |
|---------------------------------------------------|------------------|--------------------|------------------|-------------------------|
| Ordinary Income/Expense | | | | |
| Income | | | | |
| 05-4120 · Ad Valorem Tax | \$8,721 | \$4,524 | \$337,078 | \$333,732 |
| 05-4121 · Franchise Fees | \$8,619 | \$10,150 | \$60,412 | \$41,025 |
| 05-4180 · Liquor Tax | \$370 | \$300 | \$925 | \$900 |
| 05-4200 · City Bldg. Permits | \$730 | \$750 | \$3,325 | \$2,750 |
| 05-4300 · Judicial | \$206 | \$325 | \$1,365 | \$1,645 |
| Total 05-4600 · Miscellaneous | \$201 | \$275 | \$1,394 | \$1,655 |
| Total Income | \$18,847 | \$16,324 | \$404,499 | \$381,707 |
| Expense | | | | |
| 5001 · Employee Expenses | \$17,113 | \$18,107 | \$121,536 | \$127,683 |
| 5010 · Administrative Expenses | \$8,826 | \$4,379 | \$34,027 | \$36,660 |
| 5020 · Insurance Expense | \$0 | \$0 | \$4,985 | \$5,925 |
| 5030 · Judicial Expense | \$500 | \$992 | \$6,390 | \$7,740 |
| 5040 · Building and Facility Operation | \$547 | \$882 | \$4,317 | \$7,182 |
| 6010 · Ordinance Enforcement | \$928 | \$1,314 | \$7,805 | \$9,380 |
| 6020 · Animal Control | \$649 | \$757 | \$4,814 | \$5,624 |
| 6030 · Traffic Control | \$1,647 | \$1,121 | \$10,917 | \$9,372 |
| 6050 · Contract Emergency Service | \$5,886 | \$5,895 | \$41,204 | \$46,265 |
| 05-8500 · Transfers Out | \$0 | \$0 | \$1,000 | \$1,000 |
| 05-8700 · Capital Expenditure over \$5,000 | \$0 | \$0 | \$30,000 | \$0 |
| Total Expense | \$36,096 | \$33,447 | \$266,994 | \$256,831 |
| Net Profit | -\$17,249 | -\$17,123 | \$137,505 | \$124,876 |

**City of Meadowlakes
Profit & Loss Budget vs. Actual
General Fund**

April 2016

| | Apr-16 | Budgeted Apr 16 | Year-to-date | Budget Year- to-date |
|-------------------------------------------|-----------------|--------------------|------------------|-------------------------|
| Income | | | | |
| 05-4120 · Ad Valorem Tax | \$8,721 | \$4,524 | \$337,078 | \$333,732 |
| 05-4121 · Franchise Fees | | | | |
| 05-4140 · PEC Franchise Tax | \$8,580 | \$10,125 | \$27,323 | \$30,000 |
| 05-4160 · Cable Franchise Tax | \$0 | \$0 | \$30,196 | \$8,500 |
| 05-4170 · Telephone Franchise Tax | \$39 | \$25 | \$2,893 | \$2,525 |
| 05-4121 · Franchise Fees - Other | \$0 | \$0 | \$0 | \$0 |
| Total 05-4121 · Franchise Fees | \$8,619 | \$10,150 | \$60,412 | \$41,025 |
| 05-4180 · Liquor Tax | \$370 | \$300 | \$925 | \$900 |
| 05-4200 · City Bldg. Permits | | | | |
| 05-4220 · Home Permits | \$500 | \$200 | \$1,600 | \$1,000 |
| 05-4240 · Remodeling Permits | \$0 | \$250 | \$250 | \$750 |
| 05-4260 · Fence & Decks Permits | \$195 | \$250 | \$895 | \$750 |
| 05-4290 · Misc. Bldg. Revenue | \$35 | \$50 | \$580 | \$250 |
| Total 05-4200 · City Bldg. Permits | \$730 | \$750 | \$3,325 | \$2,750 |
| 05-4300 · Judicial | | | | |
| 05-4320 · Court Costs | \$0 | \$300 | \$0 | \$1,500 |
| 05-4340 · Court Fines | \$206 | \$0 | \$1,365 | \$0 |
| 05-4380 · Administrative Fee | \$0 | \$25 | \$0 | \$145 |
| Total 05-4300 · Judicial | \$206 | \$325 | \$1,365 | \$1,645 |
| 05-4460 · Interest - Investments | \$0 | \$0 | \$1 | \$0 |
| 05-4620 · Pet Registration Fee | \$184 | \$250 | \$934 | \$1,450 |
| 05-4630 · Miscellaneous | \$17 | \$25 | \$459 | \$205 |
| Total 05-4600 · Miscellaneous | \$201 | \$275 | \$1,394 | \$1,655 |
| Total Income | \$18,847 | \$16,324 | \$404,499 | \$381,707 |
| Gross Profit | \$18,847 | \$16,324 | \$404,499 | \$381,707 |
| Expense | | | | |
| 5000 · Administrative Expenses | | | | |
| 5001 · Employee Expenses | | | | |
| 05-6000 · Employee Expenditures | | | | |
| 05-6010 · Salary - Exempt | \$8,785 | \$9,284 | \$58,137 | \$58,639 |
| 05-6015 · Salary - Non-exempt Employ | \$4,844 | \$5,462 | \$38,844 | \$40,962 |
| 05-6025 · FICA/Medicare | \$1,075 | \$1,100 | \$7,597 | \$8,220 |
| 05-6027 · Longevity Pay | \$0 | \$0 | \$2,215 | \$3,000 |
| 05-6030 · Reserve - Payroll | \$0 | \$0 | \$0 | \$0 |
| 05-6040 · Retirement | \$198 | \$260 | \$1,511 | \$1,980 |
| 05-6045 · Health Insurance | \$1,676 | \$1,743 | \$10,524 | \$12,201 |
| 05-6046 · Disability | \$0 | \$0 | \$211 | \$0 |

**City of Meadowlakes
Profit & Loss Budget vs. Actual
General Fund**

April 2016

| | Apr-16 | Budgeted Apr 16 | Year-to-date | Budget Year- to-date |
|--------------------------------------------------------|-----------------|--------------------|------------------|-------------------------|
| 05-6070 - Unemployment Reserve Exp. | \$0 | \$0 | \$1,000 | \$1,000 |
| 05-6071 - Training & Travel | \$0 | \$50 | \$133 | \$600 |
| 05-6072 - Dues and Memberships | \$0 | \$125 | \$560 | \$500 |
| 05-6075 - Miscellaneous | \$535 | \$83 | \$804 | \$581 |
| Total 05-6000 - Employee Expenditures | \$17,113 | \$18,107 | \$121,536 | \$127,683 |
| Total 5001 - Employee Expenses | \$17,113 | \$18,107 | \$121,536 | \$127,683 |
| 5010 - Administrative Expenses | | | | |
| 05-5000 - Property Tax Collection Expense | | | | |
| 05-5020 - Quarterly Expense | \$0 | \$3,000 | \$5,813 | \$9,000 |
| 05-5040 - Collection Expense | \$0 | \$63 | \$0 | \$500 |
| 05-5000 - Property Tax Collection Expense - | \$0 | \$0 | \$0 | \$0 |
| Total 05-5000 - Property Tax Collection Expense | \$0 | \$3,063 | \$5,813 | \$9,500 |
| 05-5100 - City Building Committee | | | | |
| 05-5100 - City Building Committee - Other | \$0 | \$40 | \$135 | \$200 |
| Total 05-5100 - City Building Committee | \$0 | \$40 | \$135 | \$200 |
| 05-5500 - Flood Plain/Emergency Mgt. | \$0 | \$0 | \$0 | \$800 |
| 05-6100 - Professional Services | | | | |
| 05-6110 - City Attorney-General | \$0 | \$250 | \$585 | \$1,750 |
| 05-6305 - Audit | \$4,500 | \$0 | \$4,500 | \$4,000 |
| 05-6310 - Election | \$75 | \$0 | \$75 | \$0 |
| 05-6366 - Codification | \$0 | \$0 | \$0 | \$3,750 |
| Total 05-6100 - Professional Services | \$4,575 | \$250 | \$5,160 | \$9,500 |
| 05-6320 - Office Expense/Supplies | \$479 | \$291 | \$2,097 | \$2,037 |
| 05-6325 - Lease-Copier | \$246 | \$320 | \$1,919 | \$2,200 |
| 05-6326 - Office Equipment Repair & Main | \$0 | \$50 | \$7,368 | \$250 |
| 05-6327 - Cap Exp Under \$5000 | \$670 | \$0 | \$4,945 | \$7,500 |
| 05-6330 - Postage | \$34 | \$145 | \$120 | \$1,025 |
| 05-6340 - Memberships-Variou | \$0 | \$0 | \$675 | \$600 |
| 05-6350 - Telephone | \$75 | \$54 | \$437 | \$378 |
| 05-6355 - Miscellaneous | \$1,347 | \$166 | \$3,423 | \$1,170 |
| 05-6365 - Website Hosting & Upgrade | \$1,400 | \$0 | \$1,935 | \$1,500 |
| Total 5010 - Administrative Expenses | \$8,826 | \$4,379 | \$34,027 | \$36,660 |
| 5020 - Insurance Expense | | | | |
| 05-6050 - Insurance - Worker's Comp | \$0 | \$0 | \$697 | \$1,200 |
| 05-6210 - Liability | \$0 | \$0 | \$949 | \$1,000 |
| 05-6220 - Crime | \$0 | \$0 | \$319 | \$525 |
| 05-6230 - Errors & Omissions | \$0 | \$0 | \$3,020 | \$3,200 |
| Total 5020 - Insurance Expense | \$0 | \$0 | \$4,985 | \$5,925 |

**City of Meadowlakes
Profit & Loss Budget vs. Actual
General Fund**

April 2016

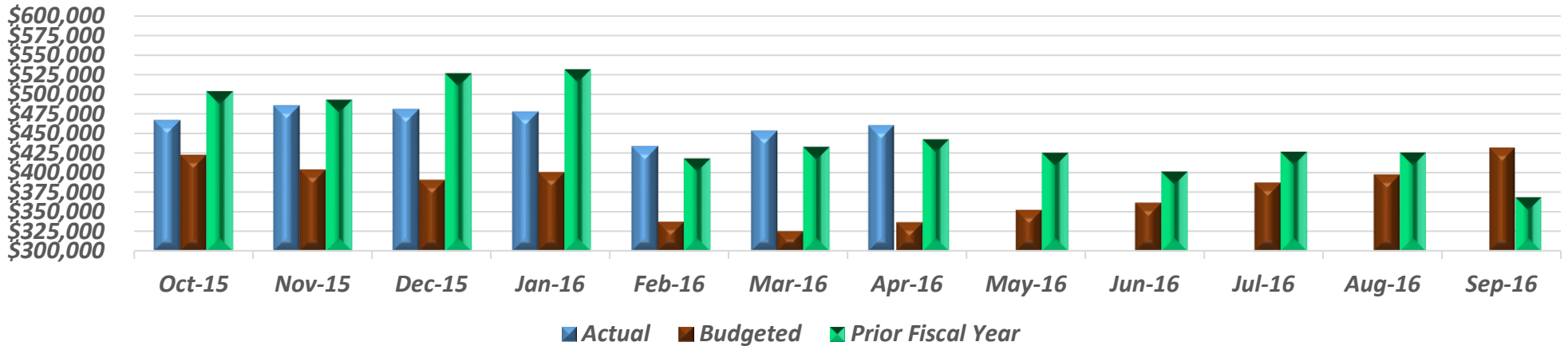
| | Apr-16 | Budgeted Apr 16 | Year-to-date | Budget Year- to-date |
|----------------------------------------------|----------------|--------------------|-----------------|-------------------------|
| 5030 · Judicial Expense | | | | |
| 05-5705 · Education | \$0 | \$250 | \$200 | \$500 |
| 05-5710 · Membership | \$0 | \$100 | \$40 | \$250 |
| 05-5720-Prosecuting Attorney | \$300 | \$400 | \$1,200 | \$1,300 |
| 05-5725 · Court Software | \$0 | \$0 | \$3,500 | \$4,000 |
| 05-5727 · Office Lease - Judge | \$200 | \$200 | \$1,400 | \$1,400 |
| 05-5730 · Administrative Expense | \$0 | \$42 | \$50 | \$290 |
| Total 5030 · Judicial Expense | <u>\$500</u> | <u>\$992</u> | <u>\$6,390</u> | <u>\$7,740</u> |
| 5040 · Building and Facility Operation | | | | |
| 05-6360 · Office Maintenance-Cleaning | \$260 | \$300 | \$1,560 | \$2,100 |
| 05-6410 · Maintenance & Repair | \$109 | \$291 | \$304 | \$2,037 |
| 05-6420 · Electric Service | \$178 | \$291 | \$1,587 | \$2,045 |
| 05-6430 · Ins-Real Estate & Pers Prop | \$0 | \$0 | \$866 | \$1,000 |
| Total 5040 · Building and Facility Operation | <u>\$547</u> | <u>\$882</u> | <u>\$4,317</u> | <u>\$7,182</u> |
| Total 5000 · Administrative Expenses | \$26,986 | \$24,360 | \$171,254 | \$185,190 |
| 6000 · Public Safety | | | | |
| 6010 · Ordinance Enforcement | | | | |
| 05-5225 · Ordinance Employee | \$856 | \$1,040 | \$6,408 | \$7,300 |
| 05-5226 · Ordinance FICA/Med | \$33 | \$83 | \$457 | \$585 |
| 05-5228 · Insurance - Worker's Comp | \$0 | \$0 | \$60 | \$150 |
| 05-5230 · Ordinance Misc. Exp. | \$16 | \$0 | \$149 | \$410 |
| 05-5274 · Mileage | \$23 | \$133 | \$415 | \$935 |
| 05-5277 · Insurance - Auto Liability | \$0 | \$0 | \$283 | \$0 |
| 05-5280 · Supplies/Miscellaneous | \$0 | \$58 | \$33 | \$0 |
| Total 6010 · Ordinance Enforcement | <u>\$928</u> | <u>\$1,314</u> | <u>\$7,805</u> | <u>\$9,380</u> |
| 6020 · Animal Control | | | | |
| 05-5320 · Contract Agreement | \$633 | \$633 | \$4,433 | \$4,431 |
| 05-5340 · Ins-Worker's Comp | \$0 | \$0 | \$315 | \$325 |
| 05-5360 · Pet Holding Fee/Rabies | \$0 | \$62 | -\$13 | \$434 |
| 05-5380 · Supplies/Miscellaneous | \$16 | \$62 | \$79 | \$434 |
| Total 6020 · Animal Control | <u>\$649</u> | <u>\$757</u> | <u>\$4,814</u> | <u>\$5,624</u> |
| 6030 · Traffic Control | | | | |
| 05-5610 · Salary & Wages | \$1,530 | \$1,038 | \$8,976 | \$7,266 |
| 05-5615 · FICA/Med | \$117 | \$83 | \$710 | \$581 |
| 05-5620 · Ins-Worker's Comp | \$0 | \$0 | \$391 | \$575 |
| 05-5630 · Ins-Law Enf Liability | \$0 | \$0 | \$765 | \$800 |
| 05-5650 · Misc. Traffic Control Exp. | \$0 | \$0 | \$75 | \$150 |
| Total 6030 · Traffic Control | <u>\$1,647</u> | <u>\$1,121</u> | <u>\$10,917</u> | <u>\$9,372</u> |

**City of Meadowlakes
Profit & Loss Budget vs. Actual
General Fund**

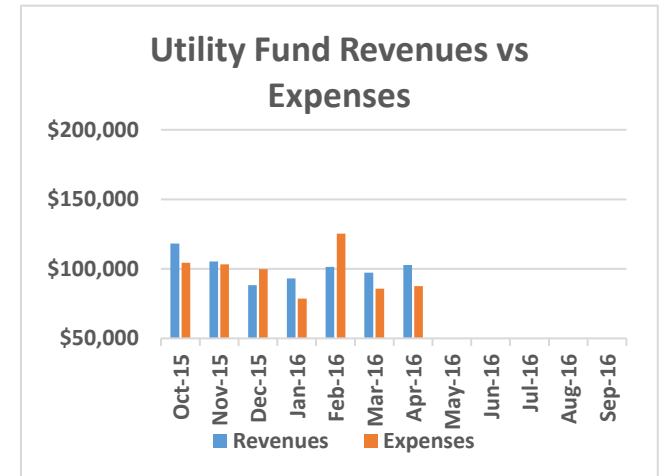
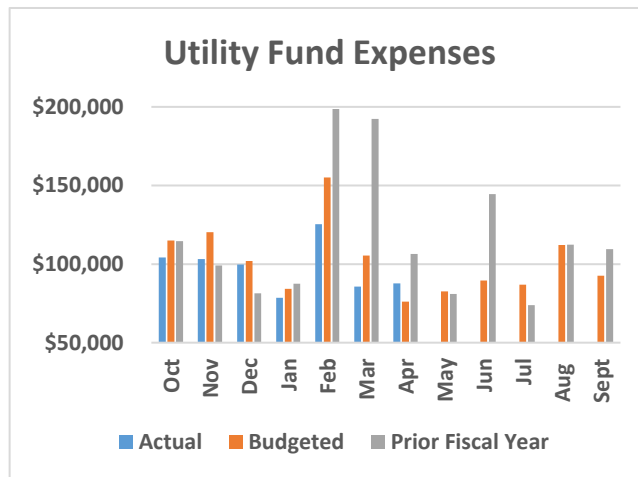
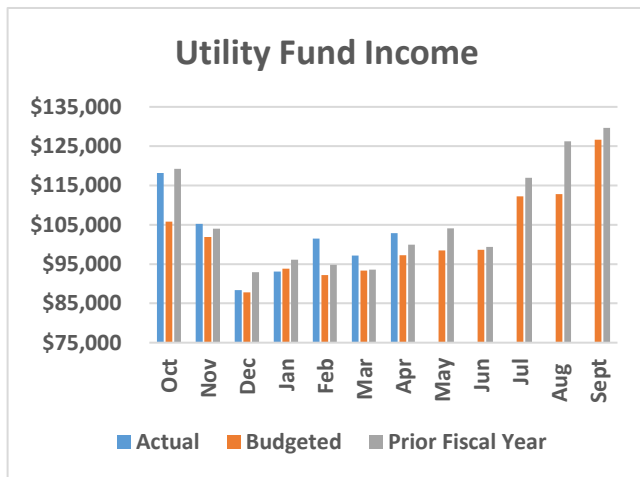
April 2016

| | Apr-16 | Budgeted Apr 16 | Year-to-date | Budget Year- to-date |
|---------------------------------------------------|-------------------------|-------------------------|-------------------------|-------------------------|
| 6050 · Contract Emergency Service | | | | |
| 05-6610 · Marble Falls EMS | \$2,792 | \$2,791 | \$19,542 | \$19,537 |
| 05-6620 · Marble Falls Fire | \$3,094 | \$3,104 | \$21,662 | \$26,728 |
| Total 6050 · Contract Emergency Service | <u>\$5,886</u> | <u>\$5,895</u> | <u>\$41,204</u> | <u>\$46,265</u> |
| Total 6000 · Public Safety | <u>\$9,110</u> | <u>\$9,087</u> | <u>\$64,740</u> | <u>\$70,641</u> |
| Total Expense | <u>\$36,096</u> | <u>\$33,447</u> | <u>\$235,994</u> | <u>\$255,831</u> |
| Net Ordinary Income | -\$17,249 | -\$17,123 | \$168,505 | \$125,876 |
| Other Income/Expense | | | | |
| Other Expense | | | | |
| 7000 · Non-Operating Expense | | | | |
| 05-8500 · Transfers Out | | | | |
| 05-8501 · Transfer to PWD Fund | \$0 | \$0 | \$500 | \$500 |
| 05-8502 · Transfer to RCC Fund | \$0 | \$0 | \$500 | \$500 |
| 05-8520 · Contingency Fund Exp. | \$0 | \$0 | \$0 | \$0 |
| Total 05-8500 · Transfers Out | <u>\$0</u> | <u>\$0</u> | <u>\$1,000</u> | <u>\$1,000</u> |
| 05-8700 · Capital Expenditure over \$5,000 | <u>\$0</u> | <u>\$0</u> | <u>\$30,000</u> | <u>\$0</u> |
| Total 7000 · Non-Operating Expense | <u>\$0</u> | <u>\$0</u> | <u>\$31,000</u> | <u>\$1,000</u> |
| Total Other Expense | <u>\$0</u> | <u>\$0</u> | <u>\$31,000</u> | <u>\$1,000</u> |
| Net Other Income | <u>\$0</u> | <u>\$0</u> | <u>-\$31,000</u> | <u>-\$1,000</u> |
| Net Income | <u><u>-\$17,249</u></u> | <u><u>-\$17,123</u></u> | <u><u>\$137,505</u></u> | <u><u>\$124,876</u></u> |

Utility Fund Cash Flow



| | Oct-15 | Nov-15 | Dec-15 | Jan-16 | Feb-16 | Mar-16 | Apr-16 | May-16 | Jun-16 | Jul-16 | Aug-16 | Sep-16 |
|-----------------------------------------------|-----------|-----------|-----------|-----------|-----------|-----------|-----------|--------|--------|--------|--------|--------|
| Beginning Cash | \$431,518 | \$466,252 | \$484,900 | \$480,133 | \$477,167 | \$433,122 | \$452,762 | | | | | |
| Cash Inflow | \$181,543 | \$148,719 | \$103,668 | \$99,496 | \$91,738 | \$115,819 | \$110,069 | | | | | |
| Cash Outflow | \$146,809 | \$130,071 | \$108,435 | \$102,462 | \$135,783 | \$96,179 | \$103,054 | | | | | |
| Ending Cash | \$466,252 | \$484,900 | \$480,133 | \$477,167 | \$433,122 | \$452,762 | \$459,777 | | | | | |
| Increase/(Decrease) in Cash Since First of FY | \$ 34,734 | \$ 53,382 | \$ 48,615 | \$ 45,649 | \$ 1,604 | \$ 21,244 | \$ 7,015 | \$ - | \$ - | \$ - | \$ - | \$ - |



City of Meadowlakes-Utility Fund Profit & Loss Budget vs. Actual

April 2016

| | Apr-16 | Budget Apr 16 | Year to Date | Budget Year to Date |
|------------------------------------------|-------------------|------------------|--------------------|---------------------|
| <u>Income</u> | | | | |
| 5010 · Water Revenue | \$ 32,403 | \$ 30,286 | \$ 227,390 | \$ 201,399 |
| 5020 · Sewer Revenues | \$ 42,594 | \$ 42,162 | \$ 296,311 | \$ 294,069 |
| 5030 · Garbage Revenue | \$ 17,012 | \$ 16,645 | \$ 118,427 | \$ 116,515 |
| 5110 · Contract Services | \$ 7,083 | \$ 7,083 | \$ 49,583 | \$ 49,583 |
| 5120 · Water Connect Fee Revenue | \$ 1,650 | \$ - | \$ 4,125 | \$ 1,750 |
| 5130 · Sewer Connect Fee Revenue | \$ 1,450 | \$ - | \$ 3,625 | \$ 1,450 |
| 5140 · Transfer Fee | \$ 200 | \$ 175 | \$ 1,300 | \$ 1,525 |
| 5150 · Penalty & Interest Earned | \$ 468 | \$ 581 | \$ 4,848 | \$ 4,457 |
| 5170 · Miscellaneous Revenues | \$ 9 | \$ 325 | \$ 285 | \$ 2,350 |
| 5181 · Non-Rev-Xfer In-General Fund | \$ - | \$ - | \$ 500 | \$ - |
| 5200 · Interest earned on Investments | \$ 1 | \$ - | \$ 9 | \$ - |
| Total Income | <u>\$ 102,870</u> | <u>\$ 97,257</u> | <u>\$ 706,403</u> | <u>\$ 673,098</u> |
| Gross Profit | \$ 102,870 | \$ 97,257 | \$ 706,403 | \$ 673,098 |
| <u>Expense</u> | | | | |
| Total 6100 · Employee Expenses | \$ 33,764 | \$ 34,132 | \$ 257,968 | \$ 286,082 |
| Total 6200 · Administrative Expenses | \$ 6,902 | \$ 2,915 | \$ 40,809 | \$ 40,355 |
| 6300 · Operating Expenses | | | | |
| Total 6301 · Water Treatment Operational | \$ 3,888 | \$ 4,500 | \$ 74,227 | \$ 80,225 |
| Total 6302 · Wastewater Operational Exp | \$ 7,900 | \$ 6,410 | \$ 41,320 | \$ 53,360 |
| Total 6303 · Other Operational Expenses | \$ 10,443 | \$ 7,841 | \$ 46,977 | \$ 73,770 |
| Total 6500 · Solid Waste Collection' Exp | <u>\$ 15,197</u> | <u>\$ 14,917</u> | <u>\$ 105,693</u> | <u>\$ 104,415</u> |
| Total Operating Expense | \$ 37,428 | \$ 33,668 | \$ 268,217 | \$ 311,770 |
| Total 8200 · Transfer to Other Funds | \$ 15,166 | \$ 15,166 | \$ 106,166 | \$ 106,170 |
| Total 9140 · 2013 I&S Expenses | <u>\$ -</u> | <u>\$ -</u> | <u>\$ 48,491</u> | <u>\$ 23,489</u> |
| Total Expenses | \$ 93,260 | \$ 85,881 | \$ 721,651 | \$ 767,866 |
| Net Income | <u>\$ 9,610</u> | <u>\$ 11,376</u> | <u>\$ (15,248)</u> | <u>\$ (94,768)</u> |

City of Meadowlakes-Utility Fund Profit & Loss Budget vs. Actual

April 2016

| | Apr-16 | Budget Apr 16 | Year to Date | Budget Year to Date |
|----------------------------------------|------------------|------------------|-------------------|---------------------|
| <u>Expense</u> | | | | |
| 6100 · Employee Expenses | | | | |
| 6110 · Salaries & Wages | | | | |
| 6410 · Salaries Exempt Employees | \$ 5,027 | \$ 5,298 | \$ 37,699 | \$ 42,380 |
| 6415 · Salaries & Wages-Non-Exempt | \$ 20,348 | \$ 20,075 | \$ 145,445 | \$ 160,625 |
| 6416 · Overtime & Standby Pay | \$ 996 | \$ 825 | \$ 8,046 | \$ 6,575 |
| 6417 · Longevity Pay-Exempt/Non-Exempt | \$ - | \$ - | \$ 4,653 | \$ 6,400 |
| Total 6110 · Salaries & Wages | <u>\$ 26,371</u> | <u>\$ 26,198</u> | <u>\$ 195,843</u> | <u>\$ 215,980</u> |
| 6111 · Other Employee Expenses | | | | |
| 6116 · Unemployment Expense | \$ - | \$ - | \$ 1,750 | \$ 1,750 |
| 6120 · FICA Expense | \$ 2,017 | \$ 2,060 | \$ 14,982 | \$ 16,680 |
| 6140 · Worker's Compensation Insurance | \$ - | \$ - | \$ 8,474 | \$ 10,000 |
| 6150 · Employee Insurance Expenses | \$ 4,656 | \$ 4,833 | \$ 27,316 | \$ 33,831 |
| 6160 · Employee Retirement Expense | \$ 382 | \$ 500 | \$ 2,989 | \$ 4,000 |
| 6170 · Employee Uniform Expense | \$ 282 | \$ 291 | \$ 2,482 | \$ 2,041 |
| 6180 · Employee Training & Travel Exp | \$ 56 | \$ 250 | \$ 3,907 | \$ 1,800 |
| 6560 · Miscellaneous Employee Expenses | \$ - | \$ - | \$ 225 | \$ - |
| Total 6111 · Other Employee Expenses | <u>\$ 7,393</u> | <u>\$ 7,934</u> | <u>\$ 62,125</u> | <u>\$ 70,102</u> |
| Total 6100 · Employee Expenses | \$ 33,764 | \$ 34,132 | \$ 257,968 | \$ 286,082 |
| 6200 · Administrative Expenses | | | | |
| 6210 · Auditing Expense | \$ 5,500 | \$ - | \$ 5,500 | \$ 5,500 |
| 6225 · Misc. Dues & Fees | | | | |
| 6226 · TECQ Fees | \$ - | \$ - | \$ 3,374 | \$ 3,500 |
| 6227 · Other Misc. Dues & Fees | \$ 25 | \$ 150 | \$ 400 | \$ 1,250 |
| Total 6225 · Misc. Dues & Fees | <u>\$ 25</u> | <u>\$ 150</u> | <u>\$ 3,774</u> | <u>\$ 4,750</u> |
| 6235 · Computer/Office Equip R&M | \$ 317 | \$ 250 | \$ 2,986 | \$ 1,450 |
| 6240 · Software Update | \$ 205 | \$ 800 | \$ 3,219 | \$ 2,400 |
| 6250 · Office Supplies | \$ 198 | \$ 400 | \$ 2,023 | \$ 2,300 |
| 6255 · Postage Expense | \$ 49 | \$ 750 | \$ 2,044 | \$ 3,000 |
| 6260 · Telephone Expense | \$ 220 | \$ 485 | \$ 2,938 | \$ 3,375 |
| 6270 · Insurance - GL & Property | \$ - | \$ - | \$ 16,716 | \$ 16,500 |
| 6280 · Bad Debts | \$ - | \$ - | \$ - | \$ 500 |
| 6282 · Administrative-Miscellaneous | \$ 388 | \$ 80 | \$ 1,609 | \$ 580 |
| Total 6200 · Administrative Expenses | <u>\$ 6,902</u> | <u>\$ 2,915</u> | <u>\$ 40,809</u> | <u>\$ 40,355</u> |
| 6300 · Operating Expenses | | | | |
| 6301 · Water Treatment Operational Exp | | | | |
| 6305 · Water Treatment Electrical | \$ 2,111 | \$ 2,000 | \$ 16,041 | \$ 17,100 |
| 6310 · Heating Fuel-WTP | \$ - | \$ 500 | \$ 102 | \$ 1,500 |
| 6314 · R&M-Plant & Pump Station | \$ 113 | \$ 1,000 | \$ 7,675 | \$ 6,500 |

City of Meadowlakes-Utility Fund Profit & Loss Budget vs. Actual

April 2016

| | Apr-16 | Budget Apr 16 | Year to Date | Budget Year to Date |
|-----------------------------------------------------|------------------|------------------|-------------------|---------------------|
| 6316 · WTP Chemical Expense | \$ 306 | \$ 250 | \$ 13,045 | \$ 8,875 |
| 6320 · Water Outside Testing Expense | \$ 1,243 | \$ 250 | \$ 2,471 | \$ 1,750 |
| 6328 · Distribution Repair & Maint. | \$ 115 | \$ 500 | \$ 3,481 | \$ 3,000 |
| 6355 · Meter Purchased | \$ - | \$ - | \$ 31,412 | \$ 40,000 |
| 6360 · Tap Materials-Water | \$ - | \$ - | \$ - | \$ 1,500 |
| Total 6301 · Water Treatment Operational Exp | \$ 3,888 | \$ 4,500 | \$ 74,227 | \$ 80,225 |
| 6302 · Wastewater Operational Expenses | | | | |
| 6304 · Wastewater Electrical | \$ 2,267 | \$ 2,580 | \$ 14,964 | \$ 18,060 |
| 6311 · Propane-Wastewater | \$ - | \$ 500 | \$ 232 | \$ 1,500 |
| 6317 · WWTP Chemicals | \$ 408 | \$ 350 | \$ 4,743 | \$ 3,400 |
| 6318 · Outside Testing Wastewater | \$ 1,616 | \$ 230 | \$ 2,248 | \$ 1,600 |
| 6321 · Collection System R&M | | | | |
| 63212 · Lift Station Repairs | \$ - | \$ - | \$ 173 | \$ 5,000 |
| 6321 · Collection System R&M - Other | \$ 534 | \$ 250 | \$ 2,121 | \$ 800 |
| Total 6321 · Collection System R&M | \$ 534 | \$ 250 | \$ 2,294 | \$ 5,800 |
| 6322 · Irrigation Maintenance Expense | \$ - | \$ - | | \$ - |
| 6324 · Irrigation Electric Subsidy | \$ 748 | \$ - | \$ 5,485 | \$ 7,500 |
| 6327 · WWTP Repair & Maintenance | \$ 2,327 | \$ 2,500 | \$ 11,354 | \$ 15,500 |
| Total 6302 · Wastewater Operational Expenses | \$ 7,900 | \$ 6,410 | \$ 41,320 | \$ 53,360 |
| 6303 · Other Operational Expenses | | | | |
| 63031 · Repair & Maintenance-Other | | | | |
| 6329 · R&M-Building/Misc. | \$ 3,632 | \$ 1,000 | \$ 10,299 | \$ 7,000 |
| 63291 · Drainage Repair & Maintenance | \$ 3,466 | \$ 2,500 | \$ 4,516 | \$ 20,000 |
| 6654 · Engineering Study | \$ - | \$ - | \$ - | \$ - |
| Total 63031 · Repair & Maintenance-Other | \$ 7,098 | \$ 3,500 | \$ 14,815 | \$ 27,000 |
| 6330 · Vehicle Repair & Maintenance | \$ 1,028 | \$ 575 | \$ 7,616 | \$ 4,100 |
| 6335 · Machinery Repair & Maintenance | \$ 978 | \$ 1,250 | \$ 6,817 | \$ 8,750 |
| 6340 · Vehicle & Machinery Fuel | | | | |
| 6341 · Vehicle Fuel | \$ 584 | \$ 1,166 | \$ 4,655 | \$ 8,170 |
| 6342 · Machinery Fuel | \$ - | \$ 500 | \$ 1,202 | \$ 4,000 |
| Total 6340 · Vehicle & Machinery Fuel | \$ 584 | \$ 1,666 | \$ 5,857 | \$ 12,170 |
| 6345 · Equipment Lease/Rental | \$ - | \$ - | | \$ - |
| 6350 · Miscellaneous Operational Exp. | \$ 26 | \$ 500 | \$ 494 | \$ 2,000 |
| 6365 · Small Tools | \$ 729 | \$ 350 | \$ 2,058 | \$ 2,250 |
| 6550 · Assets Purchased | \$ - | \$ - | \$ 9,320 | \$ 17,500 |
| Total 6303 · Other Operational Expenses | \$ 10,443 | \$ 7,841 | \$ 46,977 | \$ 73,770 |
| Total 6300 · Operating Expenses | \$ 22,231 | \$ 18,751 | \$ 162,524 | \$ 207,355 |

**City of Meadowlakes-Utility Fund
Profit & Loss Budget vs. Actual**

April 2016

| | <u>Apr-16</u> | <u>Budget Apr 16</u> | <u>Year to Date</u> | <u>Budget Year to Date</u> |
|-----------------------------------------------|------------------|----------------------|---------------------|----------------------------|
| 6500 · Solid Waste Collection Expenses | | | | |
| 6510 · Garbage Service Expense | \$ 15,054 | \$ 14,917 | \$ 105,549 | \$ 104,415 |
| Total 6500 · Solid Waste Collection' Expenses | <u>\$ 15,054</u> | <u>\$ 14,917</u> | <u>\$ 105,549</u> | <u>\$ 104,415</u> |
| 8200 · Transfer to Other Funds | | | | |
| 8220 · Transfer to Debt Service Fund | \$ 8,083 | \$ 8,083 | \$ 56,583 | \$ 56,585 |
| 8240 · Transfer to RCC Fund | \$ 7,083 | \$ 7,083 | \$ 49,583 | \$ 49,585 |
| Total 8200 · Transfer to Other Funds | <u>\$ 15,166</u> | <u>\$ 15,166</u> | <u>\$ 106,166</u> | <u>\$ 106,170</u> |
| Total Expense | <u>\$ 93,117</u> | <u>\$ 85,881</u> | <u>\$ 673,016</u> | <u>\$ 744,377</u> |
| Net Ordinary Income | \$ 9,753 | \$ 11,376 | \$ 33,387 | \$ (71,279) |
| Other Expense | | | | |
| 9140 · 2013 I&S Expenses | | | | |
| 9141 · 2013 I&S Principal | \$ - | \$ - | \$ 47,272 | \$ 22,270 |
| 9142 · 2013 I&S Interest | \$ - | \$ - | \$ 1,219 | \$ 1,219 |
| Total 9140 · 2013 I&S Expenses | <u>\$ -</u> | <u>\$ -</u> | <u>\$ 48,491</u> | <u>\$ 23,489</u> |
| Total Expenses | <u>\$ 93,117</u> | <u>\$ 85,881</u> | <u>\$ 721,507</u> | <u>\$ 767,866</u> |
| Net Fund Gain/(Loss) | <u>\$ 9,753</u> | <u>\$ 11,376</u> | <u>\$ (15,104)</u> | <u>\$ (94,768)</u> |

**Recreation & Country Club Division
Profit & Loss**

April 2016

INCOME

| | <u>Apr-16</u> | <u>Y-T-D</u> |
|-------------------------------|------------------|-------------------|
| Prepays | \$ 18,080 | \$ 133,865 |
| Pro Shop Income | \$ 28,033 | \$ 186,332 |
| Tennis/Swim | \$ - | \$ 93 |
| Food and Beverage | \$ 22,136 | \$ 175,438 |
| Miscellaneous Income | \$ 58 | \$ 120 |
| Transfers in from Other Funds | \$ 7,083 | \$ 50,083 |
| TOTAL INCOME | \$ 75,390 | \$ 545,931 |

EXPENSES

| | | |
|-----------------------------|-------------------|-------------------|
| Administrative Expenses | \$ 11,200 | \$ 58,690 |
| Pro-Shop Expenses | \$ 20,287 | \$ 107,725 |
| Grounds Maintenance Expense | \$ 24,595 | \$ 186,933 |
| Food and Beverage Expense | \$ 21,728 | \$ 177,556 |
| Tennis/Swim Expense | \$ - | \$ 165 |
| TOTAL EXPENSES | \$ 77,810 | \$ 531,069 |
| NET GAIN/(LOSS) | \$ (2,420) | \$ 14,861 |

**Recreation & Country Club Division
Profit & Loss**

April 2016

| | <u>Apr-16</u> | <u>Y-T-D</u> |
|--------------------------------------------|------------------|-------------------|
| <u>INCOME</u> | | |
| Pre Paid | | |
| Family | \$ 890 | \$ 7,365 |
| Couple | \$ 2,656 | \$ 19,256 |
| Single | \$ 5,580 | \$ 40,765 |
| Social | \$ 360 | \$ 3,080 |
| Gold Key | \$ 132 | \$ 1,851 |
| Maintenance/Medical | \$ 352 | \$ 2,528 |
| Non-Resident | \$ 1,019 | \$ 7,496 |
| Silver Key | \$ 1,050 | \$ 7,245 |
| Trail Fees | \$ 4,648 | \$ 33,853 |
| Miscellaneous | \$ - | \$ 99 |
| Tennis/Swim | \$ 43 | \$ 427 |
| Lifetime | \$ 1,350 | \$ 9,900 |
| Total Pre-Paid | \$ 18,080 | \$ 133,865 |
| Pro Shop Revenues | | |
| Cart Rentals | \$ 4,711 | \$ 33,896 |
| Green Fees | \$ 16,843 | \$ 98,117 |
| Merchandise | \$ 4,068 | \$ 26,755 |
| Range | \$ 2,381 | \$ 21,819 |
| Handicap Service | \$ 30 | \$ 5,790 |
| Tournaments | \$ - | \$ (45) |
| Total Golf Shop Revenues | \$ 28,033 | \$ 186,332 |
| Tennis/Swimming Revenue | \$ - | \$ 93 |
| Food and Beverage Revenue | | |
| Food Sales | \$ 15,531 | \$ 122,964 |
| Beverage Sales | \$ 1,216 | \$ 7,952 |
| Beer Sales | \$ 3,165 | \$ 24,590 |
| Liquor Sales | \$ 1,447 | \$ 12,781 |
| Wine Sales | \$ 777 | \$ 7,151 |
| Total Food and Beverage Revenue | \$ 22,136 | \$ 175,438 |
| Interest/Miscellaneous Earned | \$ 58 | \$ 120 |
| Transfers In From Other Funds | | |
| General Fund | \$ - | \$ 500 |
| Utility Fund | \$ 7,083 | \$ 49,583 |
| Total Transfers In From Other Funds | \$ 7,083 | \$ 50,083 |
| Total Income | \$ 75,390 | \$ 545,931 |

**Recreation & Country Club Division
Profit & Loss**

| April 2016 | <u>Apr-16</u> | <u>Y-T-D</u> |
|------------------------------------------------|------------------|------------------|
| Administrative Expenses | | |
| Administrative Payroll | | |
| Wages-Full Time | \$ 1,308 | \$ 8,599 |
| Payroll Taxes | \$ 100 | \$ 666 |
| Health Care | \$ 270 | \$ 1,602 |
| Retirement Expenses | \$ 19 | \$ 122 |
| Total Administrative Payroll Exp. | \$ 1,697 | \$ 10,990 |
| Other Administrative Expenses | | |
| Audit | \$ 4,250 | \$ 4,250 |
| Bank/Credit Fees | \$ 1,136 | \$ 7,806 |
| Cash Over/Under | \$ (197) | \$ (690) |
| Insurance Expense | \$ 651 | \$ 4,560 |
| Prior Year Worker's Comp. Expense | \$ - | \$ 1,246 |
| Office Supplies | \$ 61 | \$ 805 |
| Postage | \$ 51 | \$ 450 |
| Advertising | \$ 377 | \$ 4,322 |
| Miscellaneous Admin. Expense | \$ 154 | \$ 1,795 |
| Total Other Administrative Expense | \$ 6,483 | \$ 24,544 |
| House Operation and Maint. Expense | | |
| Telephone | \$ 170 | \$ 1,421 |
| Electric | \$ 852 | \$ 6,480 |
| Utilities-Water, Sewer and Trash | \$ 407 | \$ 2,805 |
| Cleaning | \$ 920 | \$ 4,399 |
| Misc. House Expense | \$ 278 | \$ 491 |
| Building Repair & Maintenance | \$ 368 | \$ 7,405 |
| TV | \$ 26 | \$ 156 |
| Total House Operation & Maint. Exp. | \$ 3,021 | \$ 23,157 |
| Total Administrative Expenses | \$ 11,200 | \$ 58,690 |
| Pro Shop Expenditures | | |
| Payroll | | |
| Wages-Full Time | \$ 3,308 | \$ 21,272 |
| Wages-Part Time | \$ 4,949 | \$ 30,332 |
| Payroll Taxes | \$ 622 | \$ 3,868 |
| Health Care | \$ 548 | \$ 3,524 |
| Retirement Expenses | \$ 65 | \$ 371 |
| Worker's Compensation Expense Insurance | \$ 340 | \$ 2,380 |
| Total Pro Shop Payroll Expense | \$ 9,832 | \$ 61,747 |
| Other Pro Shop Expenses | | |
| Cost of Goods Sold | \$ 2,203 | \$ 12,292 |
| Driving Range | \$ - | \$ 2,830 |

**Recreation & Country Club Division
Profit & Loss**

April 2016

| | <u>Apr-16</u> | <u>Y-T-D</u> |
|--------------------------------------|------------------|------------------|
| Miscellaneous | \$ 192 | \$ 1,664 |
| Pro Shop Consumable Supplies | \$ - | \$ 376 |
| Handicapping Service | \$ - | \$ 2,880 |
| Tournament Expense | \$ - | \$ 592 |
| Cart Lease | \$ 7,912 | \$ 24,214 |
| Cart Maintenance | \$ - | \$ 144 |
| Electric Cart/Tennis | \$ 148 | \$ 986 |
| Total Other Pro Shop Expenses | \$ 10,455 | \$ 45,978 |

Total Pro Shop Expenditure **\$ 20,287** **\$ 107,725**

Grounds Maintenance Expenditures

Payroll

| | | |
|-----------------------------------------|------------------|-------------------|
| Wages-Full Time | \$ 7,531 | \$ 55,430 |
| Wages-Part Time | \$ 4,975 | \$ 26,313 |
| Payroll Taxes | \$ 957 | \$ 6,303 |
| Health Care | \$ 1,628 | \$ 12,086 |
| Retirement Expenses | \$ 166 | \$ 1,131 |
| Worker's Compensation Expense Insurance | \$ 604 | \$ 4,228 |
| Total Grounds Maint. Pay Roll | \$ 15,861 | \$ 105,491 |

Other Grounds Maintenance Expenses

| | | |
|--------------------------------------------|-----------------|------------------|
| Fuel | \$ - | \$ 2,983 |
| Fertilizer | \$ 3,956 | \$ 6,190 |
| Chemicals | \$ 1,075 | \$ 11,649 |
| Seed & Sod | \$ - | \$ 175 |
| Equipment Repair & Maintenance | \$ 1,517 | \$ 7,002 |
| Irrigation Repair and Maintenance | \$ 355 | \$ 4,546 |
| Pond Maintenance | \$ - | \$ 3,135 |
| <u>Utilities</u> | | |
| Electric | \$ 236 | \$ 1,028 |
| Water, Sewer and Trash | \$ 224 | \$ 2,293 |
| Raw Water Purchase | \$ 453 | \$ 6,409 |
| Total Utilities | \$ 913 | \$ 9,730 |
| Employee Dues and Fees | \$ - | \$ 185 |
| Miscellaneous Grounds Maint. Exp. | \$ 36 | \$ 4,972 |
| Cart Path Repair and Maint. | \$ - | \$ 1,050 |
| <u>Equipment Lease/Purchase</u> | | |
| Principal | \$ 818 | \$ 26,897 |
| Interest | \$ 64 | \$ 2,928 |
| Total Equipment Lease/Purchase | \$ 882 | \$ 29,825 |
| Total Other Grounds Maint. Expenses | \$ 8,734 | \$ 81,442 |

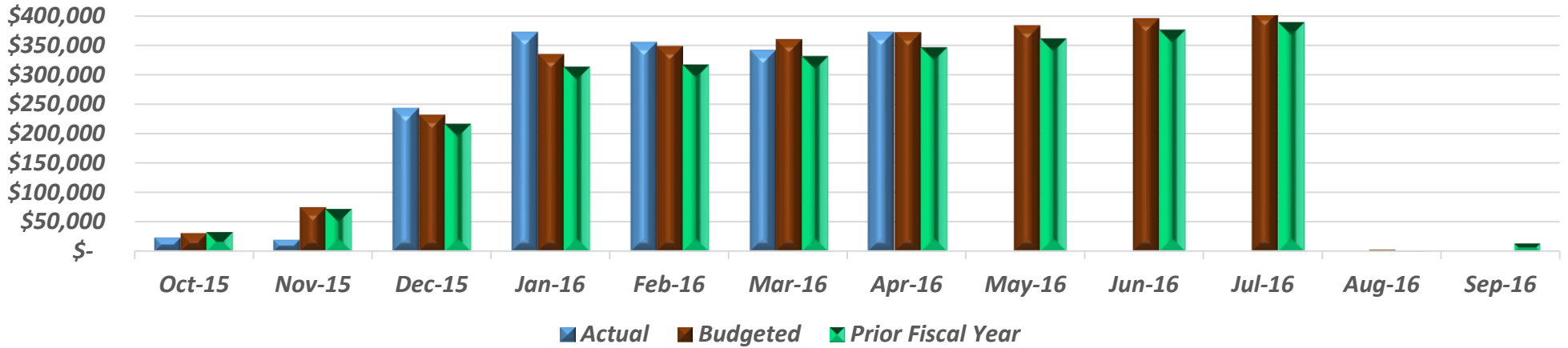
**Recreation & Country Club Division
Profit & Loss**

| April 2016 | <u>Apr-16</u> | <u>Y-T-D</u> |
|--------------------------------------------|------------------|-------------------|
| Total Grounds Maintenance Expenses | \$ 24,595 | \$ 186,933 |
| Food and Beverage Expenditures | | |
| Payroll | | |
| Wages-Full Time | \$ 6,344 | \$ 45,809 |
| Wages-Part Time | \$ 5,878 | \$ 44,510 |
| Payroll Taxes | \$ 914 | \$ 6,678 |
| Health Care | \$ 573 | \$ 5,022 |
| Retirement Expenses | \$ 92 | \$ 671 |
| Worker's Compensation Expense Insurance | \$ 315 | \$ 2,205 |
| Total Food and Beverage Exp. | \$ 14,116 | \$ 104,895 |
| Other Food and Beverage Expenses | | |
| Propane | \$ - | \$ 3,260 |
| Supplies | | |
| Consumable Supplies | \$ 342 | \$ 4,084 |
| Beer/Wine | \$ 1,670 | \$ 11,177 |
| Liquor | \$ 230 | \$ 1,851 |
| Food Expense | \$ 4,707 | \$ 41,770 |
| Beverage Expense | \$ - | \$ 941 |
| Other Food and Beverage Supplies | \$ 36 | \$ 476 |
| Misc. Restaurant Expenses | \$ - | \$ 1,170 |
| Linen | \$ - | \$ 2,003 |
| | <u>\$ 6,985</u> | <u>\$ 63,472</u> |
| Liquor Tax | \$ 481 | \$ 3,741 |
| TABC License | \$ 88 | \$ 616 |
| Equipment Rental | \$ 58 | \$ 478 |
| Equipment Repair and Maintenance | \$ - | \$ 1,094 |
| | <u>\$ 7,612</u> | <u>\$ 72,661</u> |
| Total Other Food and Beverage Exp. | \$ 7,612 | \$ 72,661 |
| Total Food and Beverage Exp. | \$ 21,728 | \$ 177,556 |
| Swimming and Tennis Expenses | | |
| Tennis | \$ - | \$ - |
| Swimming Pool | | |
| Maintenance and Repairs | \$ - | \$ 165 |
| Total Swimming Pool Expense | \$ - | \$ 165 |
| Total Swimming Pool and Tennis Exp. | \$ - | \$ 165 |
| Total Expenses | \$ 77,810 | \$ 531,069 |

**Recreation & Country Club Division
Profit & Loss**

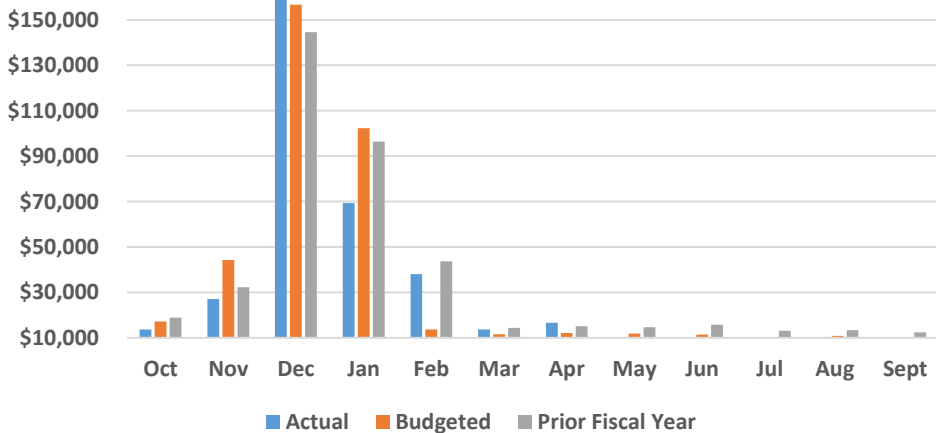
| April 2016 | <u>Apr-16</u> | <u>Y-T-D</u> |
|------------------------------------------------|-------------------|-------------------|
| NET GAIN/(LOSS) | \$ (2,420) | \$ 14,861 |
| | | |
| Food and Beverage (less House Expenses) | | |
| Income | \$ 22,136 | \$ 175,438 |
| Expenses | <u>\$ 21,728</u> | <u>\$ 177,556</u> |
| | | |
| F&B Net Gain/Loss | \$ 408 | \$ (2,119) |
| | | |
| Food and Beverage (with House Expenses) | | |
| Income | \$ 22,136 | \$ 175,438 |
| Expenses | <u>\$ 23,187</u> | <u>\$ 184,829</u> |
| | | |
| F&B Net Gain/Loss | \$ (1,051) | \$ (9,392) |

Debt Service Fund Cash Flow

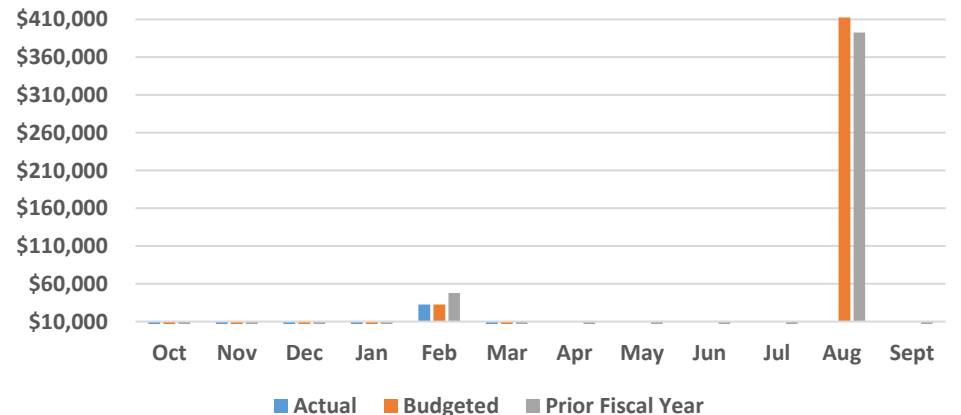


| | Oct-15 | Nov-15 | Dec-15 | Jan-16 | Feb-16 | Mar-16 | Apr-16 | May-16 | Jun-16 | Jul-16 | Aug-16 | Sep-16 |
|-----------------------------------------------|-----------|-----------|------------|------------|------------|------------|------------|--------|--------|--------|--------|--------|
| Beginning Cash | \$ 13,756 | \$23,967 | \$43,916 | \$243,872 | \$328,298 | \$341,928 | \$355,593 | | | | | |
| Cash Inflow | \$ 10,211 | \$ 19,949 | \$ 199,956 | \$ 84,426 | \$46,174 | \$13,665 | \$16,706 | | | | | |
| Cash Outflow | \$0 | \$0 | \$ - | \$ - | \$32,544 | \$0 | \$0 | | | | | |
| Ending Cash | \$23,967 | \$43,916 | \$243,872 | \$328,298 | \$341,928 | \$355,593 | \$372,299 | | | | | |
| Increase/(Decrease) in Cash Since First of FY | \$ 10,211 | \$ 30,160 | \$ 230,116 | \$ 314,542 | \$ 328,172 | \$ 341,837 | \$ 358,543 | \$ - | \$ - | \$ - | \$ - | \$ - |

Debt Service Fund Income



Debt Service Fund Expenses



City of Meadowlakes Debt Service Profit & Loss Budget vs. Actual

April 2016

| | Apr-16 | Budget Apr 16 | Year to Date | Budget Year to Date |
|------------------------------------------|-------------------------|-------------------------|--------------------------|--------------------------|
| Ordinary Income/Expense | | | | |
| Income | | | | |
| 06-4120 · Ad Valorem Tax | \$ 8,592 | \$ 3,800 | \$ 334,382 | \$ 332,600 |
| 06-5440 · Interest Earned on Investments | \$ - | \$ 30 | \$ 122 | \$ 150 |
| Total Income | <u>\$ 8,592</u> | <u>\$ 3,830</u> | <u>\$ 334,504</u> | <u>\$ 332,750</u> |
| Expense | | | | |
| 06-9100 · 2013 Bond Expense | | | | |
| 06-9150 · 2013 Bond Principal | \$ - | \$ - | \$ - | \$ - |
| 06-9170 · 2013 Bond Interest Expense | \$ - | \$ - | \$ 32,544 | \$ 32,544 |
| Total 06-9100 · 2013 Bond Expense | <u>\$ -</u> | <u>\$ -</u> | <u>\$ 32,544</u> | <u>\$ 32,544</u> |
| Total Expense | <u>\$ -</u> | <u>\$ -</u> | <u>\$ 32,544</u> | <u>\$ 32,544</u> |
| Net Ordinary Income | \$ 8,592 | \$ 3,830 | \$ 301,960 | \$ 300,206 |
| Other Income/Expense | | | | |
| Other Income | | | | |
| 06-8200 · Transfer In from Other Funds | \$ 8,083 | \$ 8,250 | \$ 56,583 | \$ 57,750 |
| Total Other Income | <u>\$ 8,083</u> | <u>\$ 8,250</u> | <u>\$ 56,583</u> | <u>\$ 57,750</u> |
| Net Other Income | <u>\$ 8,083</u> | <u>\$ 8,250</u> | <u>\$ 56,583</u> | <u>\$ 57,750</u> |
| Net Income | <u><u>\$ 16,676</u></u> | <u><u>\$ 12,080</u></u> | <u><u>\$ 358,543</u></u> | <u><u>\$ 357,956</u></u> |

Payroll -April

Semi-Weekly Payroll Ending April 1, 2016

| Fund | Total Payroll | Retirement Expense | FICA Expense | Total Expense |
|------------------------------|---------------|--------------------|--------------|---------------------|
| General Fund | \$ 6,484.33 | \$ 87.82 | \$ 496.05 | \$ 7,068.20 |
| Utility Fund | \$ 12,478.88 | \$ 180.94 | \$ 954.63 | \$ 13,614.45 |
| Recreation Fund | \$ 15,703.86 | \$ 156.37 | \$ 1,201.35 | \$ 17,061.58 |
| Total Payroll Expense | | | | \$ 37,744.23 |

Semi-Weekly Payroll Ending April 15, 2016

| | | | | |
|------------------------------|--------------|-----------|-------------|---------------------|
| General Fund | \$ 8,000.29 | \$ 109.80 | \$ 612.02 | \$ 8,722.11 |
| Utility Fund | \$ 13,891.61 | \$ 201.43 | \$ 1,062.71 | \$ 15,155.75 |
| Recreation Fund | \$ 17,890.12 | \$ 185.55 | \$ 1,391.54 | \$ 19,467.21 |
| Total Payroll Expense | | | | \$ 43,345.07 |

Monthly Payroll ending April 27, 2016 - Officers

| | | | | |
|------------------------------|-------------|------|-----------|--------------------|
| General Fund | \$ 1,530.00 | \$ - | \$ 117.05 | \$ 1,647.05 |
| Total Payroll Expense | | | | \$ 1,647.05 |

Monthly Totals

| | | | | |
|-----------------|---------------------|------------------|--------------------|--|
| General Fund | \$ 16,014.62 | \$ 197.62 | \$ 1,225.12 | |
| Utility Fund | \$ 26,370.49 | \$ 382.37 | \$ 2,017.34 | |
| Recreation Fund | \$ 33,593.98 | \$ 341.92 | \$ 2,592.89 | |
| Total | \$ 75,979.09 | \$ 921.91 | \$ 5,835.35 | |

City of Meadowlakes
Check Detail
April 2016

| Type | Num | Date | Name | Account | Paid Amount | Original Amount |
|---------------|-------|------------|------------------------|---------------------------------------|-------------|-----------------|
| Ck. | EFT | 04/01/2016 | Galaway, Robbie | 05-1035 · First State Bk. | | -633.33 |
| | | | | 05-5320 · Contract Agreement | -633.33 | 633.33 |
| TOTAL | | | | | -633.33 | 633.33 |
| Ck. | EFT | 04/01/2016 | Marble Falls Area EMS | 05-1035 · First State Bk. | | -2,791.67 |
| | | | | 05-6610 · Marble Falls EMS | -2,791.67 | 2,791.67 |
| TOTAL | | | | | -2,791.67 | 2,791.67 |
| Ck. | EFT | 04/01/2016 | Marble Falls Area Volu | 05-1035 · First State Bk. | | -3,094.58 |
| | | | | 05-6620 · Marble Falls Fire | -3,094.58 | 3,094.58 |
| TOTAL | | | | | -3,094.58 | 3,094.58 |
| Ck. | EFT | 04/01/2016 | Adams, Don | 05-1035 · First State Bk. | | -200.00 |
| | | | | 05-5727 · Office Lease - Judge | -200.00 | 200.00 |
| TOTAL | | | | | -200.00 | 200.00 |
| Ck. | EFT | 04/30/2016 | Katherine McAnally | 05-1035 · First State Bk. | | -300.00 |
| | | | | 05-5720 · Prosecuting Attorney | -300.00 | 300.00 |
| TOTAL | | | | | -300.00 | 300.00 |
| Bill Pmt -Ck. | 15170 | 04/01/2016 | ATS | 05-1035 · First State Bk. | | -247.50 |
| Bill | | 03/25/2016 | | 05-2340 · Inspection Fees | -247.50 | 247.50 |
| TOTAL | | | | | -247.50 | 247.50 |
| Bill Pmt -Ck. | 15171 | 04/01/2016 | Condor Document Ser | 05-1035 · First State Bk. | | -32.00 |
| Bill | | 03/25/2016 | | 05-6320 · Office Expense/Supplies | -32.00 | 32.00 |
| TOTAL | | | | | -32.00 | 32.00 |
| Bill Pmt -Ck. | 15172 | 04/01/2016 | Pedernales Electric Co | 05-1035 · First State Bk. | | -196.08 |
| Bill | | 03/26/2016 | | 05-6420 · Electric Service | -196.08 | 196.08 |
| TOTAL | | | | | -196.08 | 196.08 |
| Bill Pmt -Ck. | 15173 | 04/01/2016 | Spotless Cleaning | 05-1035 · First State Bk. | | -260.00 |
| Bill | | 03/18/2016 | | 05-6360 · Office Maintenance-Cleaning | -260.00 | 260.00 |
| TOTAL | | | | | -260.00 | 260.00 |
| Bill Pmt -Ck. | 15174 | 04/07/2016 | Robert Sotkovski | 05-1000 · General Fund Cash | | -670.00 |
| Bill | | 04/07/2016 | | 05-6327 · Cap Exp Under \$5000 | -670.00 | 670.00 |
| TOTAL | | | | | -670.00 | 670.00 |

City of Meadowlakes
Check Detail
April 2016

| Type | Num | Date | Name | Account | Paid Amount | Original Amount |
|----------------------|--------------|-------------------|-------------------------------|-----------------------------------|-------------------|-------------------|
| Bill Pmt -Ck. | 15175 | 04/07/2016 | Quill Corporation | 05-1035 · First State Bk. | | -284.94 |
| Bill | | 03/24/2016 | | 05-6320 · Office Expense/Supplies | -284.94 | 284.94 |
| TOTAL | | | | | <u>-284.94</u> | <u>284.94</u> |
| Bill Pmt -Ck. | 15176 | 04/07/2016 | Xerox Corporation | 05-1035 · First State Bk. | | -343.93 |
| Bill | | 04/01/2016 | | 05-6320 · Office Expense/Supplies | -98.28 | 98.28 |
| | | | | 05-6325 · Lease-Copier | -245.65 | 245.65 |
| TOTAL | | | | | <u>-343.93</u> | <u>343.93</u> |
| Bill Pmt -Ck. | 15177 | 04/14/2016 | Burnet Vet Clinic Inc | 05-1035 · First State Bk. | | -47.00 |
| Bill | | 03/31/2016 | | 05-5360 · Pet Holding Fee/Rabies | -47.00 | 47.00 |
| TOTAL | | | | | <u>-47.00</u> | <u>47.00</u> |
| Bill Pmt -Ck. | 15178 | 04/14/2016 | Meadowlakes Rest. | 05-1035 · First State Bk. | | -80.00 |
| Bill | | 04/07/2016 | | 05-6355 · Miscellaneous | -80.00 | 80.00 |
| TOTAL | | | | | <u>-80.00</u> | <u>80.00</u> |
| Bill Pmt -Ck. | 15179 | 04/14/2016 | Neffendorf & Knopp | 05-1035 · First State Bk. | | -14,250.00 |
| Bill | | 04/13/2016 | | 05-6305 · Audit | -5,950.00 | 5,950.00 |
| | | | | 05-1652 · Rec'd from Other Funds | -5,500.00 | 5,500.00 |
| | | | | 05-1652 · Rec'd from Other Funds | -2,800.00 | 2,800.00 |
| TOTAL | | | | | <u>-14,250.00</u> | <u>14,250.00</u> |
| Bill Pmt -Ck. | 15180 | 04/21/2016 | Burnet County | 05-1035 · First State Bk. | | -1,000.00 |
| Bill | | 04/01/2016 | | 05-6355 · Miscellaneous | -1,000.00 | 1,000.00 |
| TOTAL | | | | | <u>-1,000.00</u> | <u>1,000.00</u> |
| Bill Pmt -Ck. | 15181 | 04/21/2016 | Meadowlakes PWD | 05-1035 · First State Bk. | | -567.04 |
| Bill | | 04/14/2016 | | 05-6410 · Maintenance & Repair | -109.00 | 109.00 |
| | | | | 05-5274 · Mileage | -23.43 | 23.43 |
| | | | | 05-6355 · Miscellaneous | -186.97 | 186.97 |
| | | | | 05-5380 · Supplies/Miscellaneous | -15.90 | 15.90 |
| | | | | 05-5230 · Ordinance Misc. Exp. | -16.26 | 16.26 |
| | | | | 05-6320 · Office Expense/Supplies | -106.41 | 106.41 |
| | | | | 05-6330 · Postage | -33.92 | 33.92 |
| | | | | 05-6350 · Telephone | -75.15 | 75.15 |
| TOTAL | | | | | <u>-567.04</u> | <u>567.04</u> |
| Bill Pmt -Ck. | 15182 | 04/21/2016 | Knight & Partners | 05-1035 · First State Bk. | | -225.00 |
| Bill | | 03/31/2016 | | 05-6110 · City Attorney-General | -225.00 | 225.00 |

City of Meadowlakes
Check Detail
April 2016

| Type | Num | Date | Name | Account | Paid Amount | Original Amount |
|----------------------------------------------------|--------------|-------------------|--------------------------|---------------------------------------|-------------|------------------|
| TOTAL | | | | | -225.00 | 225.00 |
| Bill Pmt -Ck. | 15183 | 04/21/2016 | Meadowlakes Rest. | 05-1035 - First State Bk. | | -80.00 |
| Bill | | 04/14/2016 | | 05-6355 - Miscellaneous | -80.00 | 80.00 |
| TOTAL | | | | | -80.00 | 80.00 |
| Bill Pmt -Ck. | 15184 | 04/21/2016 | Revize, LLC | 05-1035 - First State Bk. | | -1,400.00 |
| Bill | | 04/18/2016 | | 05-6365 - Website Hosting & Upgrade | -1,400.00 | 1,400.00 |
| TOTAL | | | | | -1,400.00 | 1,400.00 |
| Bill Pmt -Ck. | 15185 | 04/21/2016 | Ryan Guthrie | 05-1035 - First State Bk. | | -500.00 |
| Bill | | 04/20/2016 | | 05-2320 - Deposits-Clean-up | -500.00 | 500.00 |
| TOTAL | | | | | -500.00 | 500.00 |
| Bill Pmt -Ck. | 15186 | 04/21/2016 | State Comptroller | 05-1035 - First State Bk. | | -69.11 |
| Bill | | 04/04/2016 | | 05-1940 - State Court Costs Payable | -69.11 | 69.11 |
| TOTAL | | | | | -69.11 | 69.11 |
| Bill Pmt -Ck. | 15187 | 04/28/2016 | ATS | 05-1035 - First State Bk. | | -643.50 |
| Bill | | 04/22/2016 | | 05-2340 - Inspection Fees | -643.50 | 643.50 |
| TOTAL | | | | | -643.50 | 643.50 |
| Bill Pmt -Ck. | 15188 | 04/28/2016 | Dave Keeney | 05-1035 - First State Bk. | | -500.00 |
| Bill | | 04/27/2016 | | 05-2320 - Deposits-Clean-up | -500.00 | 500.00 |
| TOTAL | | | | | -500.00 | 500.00 |
| Bill Pmt -Ck. | 15189 | 04/28/2016 | Deluxe | 05-1035 - First State Bk. | | -273.81 |
| Bill | | 04/20/2016 | | 05-6320 - Office Expense/Supplies | -273.81 | 273.81 |
| TOTAL | | | | | -273.81 | 273.81 |
| Bill Pmt -Ck. | 15190 | 04/28/2016 | Hagerty Const. | 05-1035 - First State Bk. | | -500.00 |
| Bill | | 04/27/2016 | | 05-2320 - Deposits-Clean-up | -500.00 | 500.00 |
| TOTAL | | | | | -500.00 | 500.00 |
| Bill Pmt -Ck. | 15191 | 04/28/2016 | Spotless Cleaning | 05-1035 - First State Bk. | | -260.00 |
| Bill | | 04/26/2016 | | 05-6360 - Office Maintenance-Cleaning | -260.00 | 260.00 |
| TOTAL | | | | | -260.00 | 260.00 |
| Total April 2016 General Fund Disbursements | | | | | | 29,449.49 |

City of Meadowlakes-Utility Fund
Check Detail
April 2016

| Type | Num | Date | Name | Account | Paid Amount | Original Amount |
|---------------|-------|------------|-----------------------|---------------------------------|-------------|-----------------|
| CK. | EFT | 04/15/2016 | State Comptroller | 1015 - CK.ing-1st State Bk | | -1,058.81 |
| | | | | 3020 - Sales Tax Payable | -1,058.81 | 1,058.81 |
| TOTAL | | | | | -1,058.81 | 1,058.81 |
| Bill Pmt -CK. | 15405 | 04/01/2016 | Debbie Holley | 1015 - CK.ing-1st State Bk | | -19.98 |
| Bill | | 03/28/2016 | | 6180 - Empl Training/Travel Exp | -19.98 | 19.98 |
| TOTAL | | | | | -19.98 | 19.98 |
| Bill Pmt -CK. | 15406 | 04/01/2016 | H'Lakes Health | 1015 - CK.ing-1st State Bk | | -720.00 |
| Bill | | 03/28/2016 | | 6180 - Empl Training/Travel Exp | -270.00 | 270.00 |
| | | | | 1515 - General Fund Rec'd | -270.00 | 270.00 |
| | | | | 1583 - RCC Receivable | -180.00 | 180.00 |
| TOTAL | | | | | -720.00 | 720.00 |
| Bill Pmt -CK. | 15407 | 04/01/2016 | Petty Cash | 1015 - CK.ing-1st State Bk | | -255.30 |
| Bill | | 03/30/2016 | | 6255 - Postage Exp. | -3.82 | 3.82 |
| | | | | 6330 - Vehicle Repair & Maint. | -238.00 | 238.00 |
| | | | | 1515 - General Fund Rec'd | -13.48 | 13.48 |
| TOTAL | | | | | -255.30 | 255.30 |
| Bill Pmt -CK. | 15408 | 04/01/2016 | Austin Armature Works | 1015 - CK.ing-1st State Bk | | -2,996.16 |
| Bill | | 03/10/2016 | | 6314 - R&M-Plant/Pump Station | -2,996.16 | 2,996.16 |
| TOTAL | | | | | -2,996.16 | 2,996.16 |
| Bill Pmt -CK. | 15409 | 04/01/2016 | Card Service Center | 1015 - CK.ing-1st State Bk | | -264.04 |
| Bill | | 03/29/2016 | | 6250 - Office Supplies | -23.95 | 24.50 |
| | | | | 6282 - Administrative-Misc. | -32.33 | 33.07 |
| | | | | 1583 - RCC Receivable | -207.76 | 212.50 |
| TOTAL | | | | | -264.04 | 270.07 |
| Bill Pmt -CK. | 15410 | 04/01/2016 | DPC Industries, Inc | 1015 - CK.ing-1st State Bk | | -299.11 |
| Bill | | 03/14/2016 | | 6316 - WTP Chemical Exp. | -299.11 | 299.11 |
| TOTAL | | | | | -299.11 | 299.11 |
| Bill Pmt -CK. | 15411 | 04/01/2016 | Fastenal | 1015 - CK.ing-1st State Bk | | -24.93 |
| Bill | | 03/17/2016 | | 63212 - Lift Station Repairs | -24.93 | 24.93 |
| TOTAL | | | | | -24.93 | 24.93 |
| Bill Pmt -CK. | 15412 | 04/01/2016 | Ford & Crew Hwd | 1015 - CK.ing-1st State Bk | | -730.08 |
| Bill | | 03/25/2016 | | 1583 - RCC Receivable | -503.95 | 503.95 |
| | | | | 6329 - R&M-Building/Misc. | -126.70 | 126.70 |

City of Meadowlakes-Utility Fund
Check Detail
April 2016

| Type | Num | Date | Name | Account | Paid Amount | Original Amount |
|----------------------|--------------|-------------------|--------------------------------|-----------------------------------|----------------|-----------------|
| | | | | 6328 · Dist. Repair & Maint. | -94.27 | 94.27 |
| | | | | 6330 · Vehicle Repair & Maint. | -5.16 | 5.16 |
| TOTAL | | | | | <u>-730.08</u> | <u>730.08</u> |
| Bill Pmt -CK. | 15413 | 04/01/2016 | Home Depot | 1015 - CK.ing-1st State Bk | | -731.22 |
| Bill | | 03/21/2016 | | 1583 · RCC Receivable | -731.22 | 731.22 |
| TOTAL | | | | | <u>-731.22</u> | <u>731.22</u> |
| Bill Pmt -CK. | 15414 | 04/01/2016 | Magna-Flow Enviro | 1015 - CK.ing-1st State Bk | | -761.88 |
| Bill | | 03/08/2016 | | 6327 · WWTP Repair & Maint. | -761.88 | 761.88 |
| TOTAL | | | | | <u>-761.88</u> | <u>761.88</u> |
| Bill Pmt -CK. | 15415 | 04/01/2016 | Pathmark Traffic | 1015 - CK.ing-1st State Bk | | -80.00 |
| Bill | | 03/24/2016 | | 6330 · Vehicle Repair & Maint. | -80.00 | 80.00 |
| TOTAL | | | | | <u>-80.00</u> | <u>80.00</u> |
| Bill Pmt -CK. | 15416 | 04/01/2016 | Robert or Dianne Pride | 1015 - CK.ing-1st State Bk | | -10.84 |
| Bill | | 03/24/2016 | | 3010 · Service Deposits Payable | -10.84 | 10.84 |
| TOTAL | | | | | <u>-10.84</u> | <u>10.84</u> |
| Bill Pmt -CK. | 15417 | 04/01/2016 | UniFirst Holdings, Inc. | 1015 - CK.ing-1st State Bk | | -323.90 |
| Bill | | 03/14/2016 | | 6170 · Empl Uniform Exp. | -37.85 | 37.85 |
| Bill | | 03/14/2016 | | 6170 · Empl Uniform Exp. | -77.20 | 77.20 |
| Bill | | 03/21/2016 | | 6170 · Empl Uniform Exp. | -122.30 | 122.30 |
| Bill | | 03/28/2016 | | 6170 · Empl Uniform Exp. | -86.55 | 86.55 |
| TOTAL | | | | | <u>-323.90</u> | <u>323.90</u> |
| Bill Pmt -CK. | 15418 | 04/01/2016 | Visa | 1015 - CK.ing-1st State Bk | | -571.27 |
| Bill | | 03/24/2016 | | 1583 · RCC Receivable | -15.00 | 15.00 |
| | | | | 6240 · Software Update | -519.00 | 519.00 |
| | | | | 1515 · General Fund Rec'd | -37.27 | 37.27 |
| TOTAL | | | | | <u>-571.27</u> | <u>571.27</u> |
| Bill Pmt -CK. | 15419 | 04/01/2016 | Visa | 1015 - CK.ing-1st State Bk | | -844.46 |
| Bill | | 03/24/2016 | | 6180 · Empl Training/Travel Exp | -50.00 | 50.00 |
| | | | | 6335 · Machinery Repair/Maint. | -238.30 | 238.30 |
| | | | | 6330 · Vehicle Repair /Maint. | -12.72 | 12.72 |
| | | | | 6282 · Administrative-Misc. | -19.44 | 19.44 |
| | | | | 6365 · Small Tools | -183.98 | 183.98 |
| | | | | 1583 · RCC Receivable | -340.02 | 340.02 |
| TOTAL | | | | | <u>-844.46</u> | <u>844.46</u> |

City of Meadowlakes-Utility Fund
Check Detail
April 2016

| Type | Num | Date | Name | Account | Paid Amount | Original Amount |
|----------------------|--------------|-------------------|---------------------------------------|-----------------------------------|-------------|------------------|
| Bill Pmt -CK. | 15420 | 04/07/2016 | Aqua-Tech Lab | 1015 - CK.ing-1st State Bk | | -1,494.00 |
| Bill | | 04/01/2016 | | 6318 - Outside Testing WW | -1,494.00 | 1,494.00 |
| TOTAL | | | | | -1,494.00 | 1,494.00 |
| Bill Pmt -CK. | 15421 | 04/07/2016 | Austin Armature Works | 1015 - CK.ing-1st State Bk | | -112.50 |
| Bill | | 04/04/2016 | | 6314 - R&M-Plant/Pump Station | -112.50 | 112.50 |
| TOTAL | | | | | -112.50 | 112.50 |
| Bill Pmt -CK. | 15422 | 04/07/2016 | Card Service Center | 1015 - CK.ing-1st State Bk | | -2,644.70 |
| Bill | | 03/29/2016 | | 6240 - Software Update | -499.95 | 499.95 |
| | | | | 6235 - Com./Office Equip R&M | -499.00 | 499.00 |
| | | | | 6180 - Empl Training/Travel Exp | -157.00 | 157.00 |
| | | | | 1583 - RCC Receivable | -219.90 | 219.90 |
| | | | | 6282 - Administrative-Misc. | -191.59 | 191.59 |
| Bill | | 03/29/2016 | | 1515 - General Fund Rec'd | -168.82 | 168.82 |
| | | | | 1583 - RCC Receivable | -468.99 | 468.99 |
| | | | | 6180 - Empl Training/Travel Exp | -72.15 | 72.15 |
| | | | | 6321 - Collection System R&M | -11.98 | 11.98 |
| | | | | 6255 - Postage Exp. | -140.00 | 140.00 |
| | | | | 6330 - Vehicle Repair & Maint. | -23.00 | 23.00 |
| | | | | 6235 - Com./Office Equip R&M | -179.00 | 179.00 |
| | | | | 6250 - Office Supplies | -13.32 | 13.32 |
| TOTAL | | | | | -2,644.70 | 2,644.70 |
| Bill Pmt -CK. | 15423 | 04/07/2016 | DPC Industries, Inc | 1015 - CK.ing-1st State Bk | | -598.20 |
| Bill | | 03/31/2016 | | 6316 - WTP Chemical Exp. | -299.10 | 299.10 |
| | | | | 6317 - WWTP Chemicals | -299.10 | 299.10 |
| TOTAL | | | | | -598.20 | 598.20 |
| Bill Pmt -CK. | 15424 | 04/07/2016 | Ewald Kubota, Inc. | 1015 - CK.ing-1st State Bk | | -354.97 |
| Bill | | 03/30/2016 | | 6335 - Machinery Repair & Maint. | -354.97 | 354.97 |
| TOTAL | | | | | -354.97 | 354.97 |
| Bill Pmt -CK. | 15425 | 04/07/2016 | Fisher's Iron & Metal Ind. | 1015 - CK.ing-1st State Bk | | -333.28 |
| Bill | | 03/31/2016 | | 6328 - DistRepair & Maint. | -37.33 | 37.33 |
| | | | | 6321 - Collection System R&M | -295.95 | 295.95 |
| TOTAL | | | | | -333.28 | 333.28 |
| Bill Pmt -CK. | 15426 | 04/07/2016 | Flo Trend Systems | 1015 - CK.ing-1st State Bk | | -2,008.75 |
| Bill | | 03/31/2016 | | 6317 - WWTP Chemicals | -2,008.75 | 2,008.75 |
| TOTAL | | | | | -2,008.75 | 2,008.75 |
| Bill Pmt -CK. | 15427 | 04/07/2016 | Grainger | 1015 - CK.ing-1st State Bk | | -155.26 |

City of Meadowlakes-Utility Fund
Check Detail
April 2016

| Type | Num | Date | Name | Account | Paid Amount | Original Amount |
|----------------------|--------------|-------------------|--------------------------------|-----------------------------------|-------------|------------------|
| Bill | | 03/28/2016 | | 6329 · R&M-Building/Misc. | -66.90 | 66.90 |
| Bill | | 03/28/2016 | | 6329 · R&M-Building/Misc. | -88.36 | 88.36 |
| TOTAL | | | | | -155.26 | 155.26 |
| Bill Pmt -CK. | 15428 | 04/07/2016 | M' Falls Area EMS, Inc. | 1015 · CK.ing-1st State Bk | | -40.24 |
| Bill | | 03/30/2016 | | 6330 · Vehicle Repair & Maint. | -40.24 | 40.24 |
| TOTAL | | | | | -40.24 | 40.24 |
| Bill Pmt -CK. | 15429 | 04/07/2016 | NAPA-Third Coast Dist | 1015 · CK.ing-1st State Bk | | -456.18 |
| Bill | | 03/31/2016 | | 6330 · Vehicle Repair & Maint. | -64.66 | 64.66 |
| | | | | 6335 · Machinery Repai/Maint. | -391.52 | 391.52 |
| TOTAL | | | | | -456.18 | 456.18 |
| Bill Pmt -CK. | 15430 | 04/07/2016 | PEC | 1015 · CK.ing-1st State Bk | | -4,336.01 |
| Bill | | 03/26/2016 | | 6305 · Water Electrical | -2,054.18 | 2,054.18 |
| | | | | 6304 · Wastewater Electrical | -2,281.83 | 2,281.83 |
| TOTAL | | | | | -4,336.01 | 4,336.01 |
| Bill Pmt -CK. | 15431 | 04/07/2016 | RVS Software | 1015 · CK.ing-1st State Bk | | -639.88 |
| Bill | | 03/24/2016 | | 6250 · Office Supplies | -639.88 | 639.88 |
| TOTAL | | | | | -639.88 | 639.88 |
| Bill Pmt -CK. | 15432 | 04/07/2016 | Sprint | 1015 · CK.ing-1st State Bk | | -31.94 |
| Bill | | 03/24/2016 | | 6260 · Telephone Exp. | -15.97 | 15.97 |
| | | | | 1515 · General Fund Rec'd | -15.97 | 15.97 |
| TOTAL | | | | | -31.94 | 31.94 |
| Bill Pmt -CK. | 15433 | 04/07/2016 | Petty Cash | 1015 · CK.ing-1st State Bk | | -269.69 |
| Bill | | 04/07/2016 | | 6170 · Empl Uniform Exp. | -74.69 | 74.69 |
| | | | | 6235 · Com./Office Equip R&M | -195.00 | 195.00 |
| TOTAL | | | | | -269.69 | 269.69 |
| Bill Pmt -CK. | 15434 | 04/14/2016 | AT&T Mobility | 1015 · CK.ing-1st State Bk | | -198.29 |
| Bill | | 03/27/2016 | | 6260 · Telephone Exp. | -198.29 | 198.29 |
| TOTAL | | | | | -198.29 | 198.29 |
| Bill Pmt -CK. | 15435 | 04/14/2016 | Chemtrade Chemicals | 1015 · CK.ing-1st State Bk | | -3,722.84 |
| Bill | | 03/28/2016 | | 6316 · WTP Chemical Exp. | -3,722.84 | 3,722.84 |
| TOTAL | | | | | -3,722.84 | 3,722.84 |

City of Meadowlakes-Utility Fund
Check Detail
April 2016

| Type | Num | Date | Name | Account | Paid Amount | Original Amount |
|----------------------|--------------|-------------------|-------------------------------|-----------------------------------|-------------|-------------------|
| Bill Pmt -CK. | 15436 | 04/14/2016 | DSHS Central Lab | 1015 - CK.ing-1st State Bk | | -1,130.61 |
| Bill | | 04/01/2016 | | 6320 - Water Outside Testing | -1,130.61 | 1,130.61 |
| TOTAL | | | | | -1,130.61 | 1,130.61 |
| Bill Pmt -CK. | 15437 | 04/14/2016 | Flores Septic Service | 1015 - CK.ing-1st State Bk | | -750.00 |
| Bill | | 03/30/2016 | | 6321 - Collection System R&M | -750.00 | 750.00 |
| TOTAL | | | | | -750.00 | 750.00 |
| Bill Pmt -CK. | 15438 | 04/14/2016 | Grainger | 1015 - CK.ing-1st State Bk | | -307.08 |
| Bill | | 04/04/2016 | | 6329 - R&M-Building/Misc. | -307.08 | 307.08 |
| TOTAL | | | | | -307.08 | 307.08 |
| Bill Pmt -CK. | 15439 | 04/14/2016 | Lowe's | 1015 - CK.ing-1st State Bk | | -658.36 |
| Bill | | 04/02/2016 | | 6365 - Small Tools | -20.17 | 20.17 |
| | | | | 1583 - RCC Receivable | -598.53 | 598.53 |
| | | | | 6329 - R&M-Building/Misc. | -39.66 | 39.66 |
| TOTAL | | | | | -658.36 | 658.36 |
| Bill Pmt -CK. | 15440 | 04/14/2016 | PEC | 1015 - CK.ing-1st State Bk | | -748.02 |
| Bill | | 04/08/2016 | | 6324 - Irrigation Electric | -748.02 | 748.02 |
| TOTAL | | | | | -748.02 | 748.02 |
| Bill Pmt -CK. | 15441 | 04/14/2016 | Republic Services #843 | 1015 - CK.ing-1st State Bk | | -15,197.33 |
| Bill | | 03/30/2016 | | 6510 - Garbage Service Exp. | -15,143.40 | 15,143.40 |
| Bill | | 03/30/2016 | | 6510 - Garbage Service Exp. | -53.93 | 53.93 |
| TOTAL | | | | | -15,197.33 | 15,197.33 |
| Bill Pmt -CK. | 15442 | 04/14/2016 | Techline Pipe L.P. | 1015 - CK.ing-1st State Bk | | -148.16 |
| Bill | | 03/31/2016 | | 63212 - Lift Station Repairs | -148.16 | 148.16 |
| TOTAL | | | | | -148.16 | 148.16 |
| Bill Pmt -CK. | 15443 | 04/14/2016 | Tractor Supply | 1015 - CK.ing-1st State Bk | | -94.97 |
| Bill | | 03/30/2016 | | 6329 - R&M-Building/Misc. | -59.99 | 59.99 |
| | | | | 1583 - RCC Receivable | -34.98 | 34.98 |
| TOTAL | | | | | -94.97 | 94.97 |
| Bill Pmt -CK. | 15444 | 04/14/2016 | Wex Bk | 1015 - CK.ing-1st State Bk | | -623.07 |
| Bill | | 04/06/2016 | | 6341 - Vehicle Fuel | -584.30 | 584.30 |
| | | | | 1515 - General Fund Rec'd | -38.77 | 38.77 |
| TOTAL | | | | | -623.07 | 623.07 |

City of Meadowlakes-Utility Fund
Check Detail
April 2016

| Type | Num | Date | Name | Account | Paid Amount | Original Amount |
|----------------------|--------------|-------------------|--------------------------------|-----------------------------------|------------------|------------------|
| Bill Pmt -CK. | 15445 | 04/21/2016 | Debbie Holley | 1015 - CK.ing-1st State Bk | | -26.03 |
| Bill | | 04/08/2016 | | 6180 - Empl Training/Travel Exp | -26.03 | 26.03 |
| TOTAL | | | | | <u>-26.03</u> | <u>26.03</u> |
| Bill Pmt -CK. | 15446 | 04/21/2016 | DPC Industries, Inc | 1015 - CK.ing-1st State Bk | | -150.00 |
| Bill | | 03/31/2016 | | 6316 - WTP Chemical Exp. | -75.00 | 75.00 |
| | | | | 6317 - WWTP Chemicals | -75.00 | 75.00 |
| TOTAL | | | | | <u>-150.00</u> | <u>150.00</u> |
| Bill Pmt -CK. | 15447 | 04/21/2016 | Fastenal | 1015 - CK.ing-1st State Bk | | -91.55 |
| Bill | | 03/24/2016 | | 6321 - Collection System R&M | -31.61 | 31.61 |
| Bill | | 04/06/2016 | | 6329 - R&M-Building/Misc. | -59.94 | 59.94 |
| TOTAL | | | | | <u>-91.55</u> | <u>91.55</u> |
| Bill Pmt -CK. | 15448 | 04/21/2016 | Grainger | 1015 - CK.ing-1st State Bk | | -42.45 |
| Bill | | 04/07/2016 | | 6321 - Collection System R&M | -42.45 | 42.45 |
| TOTAL | | | | | <u>-42.45</u> | <u>42.45</u> |
| Bill Pmt -CK. | 15449 | 04/21/2016 | HydroPro Solutions, LLC | 1015 - CK.ing-1st State Bk | | -2,285.82 |
| Bill | | 04/11/2016 | | 6327 - WWTP Repair & Maint. | -2,285.82 | 2,285.82 |
| TOTAL | | | | | <u>-2,285.82</u> | <u>2,285.82</u> |
| Bill Pmt -CK. | 15450 | 04/21/2016 | Ronnie L. Hopper | 1015 - CK.ing-1st State Bk | | -1,155.00 |
| Bill | | 04/10/2016 | | 63291 - Drainage Repair/Maint. | -1,155.00 | 1,155.00 |
| TOTAL | | | | | <u>-1,155.00</u> | <u>1,155.00</u> |
| Bill Pmt -CK. | 15451 | 04/21/2016 | Shane Plumley | 1015 - CK.ing-1st State Bk | | -9.04 |
| Bill | | 04/13/2016 | | 3010 - Service Deposits Payable | -9.04 | 9.04 |
| TOTAL | | | | | <u>-9.04</u> | <u>9.04</u> |
| Bill Pmt -CK. | 15452 | 04/21/2016 | Underground, Inc | 1015 - CK.ing-1st State Bk | | -161.95 |
| Bill | | 04/04/2016 | | 6335 - Machinery Repair & Maint. | -161.95 | 161.95 |
| TOTAL | | | | | <u>-161.95</u> | <u>161.95</u> |
| Bill Pmt -CK. | 15453 | 04/21/2016 | UniFirst Holdings, Inc. | 1015 - CK.ing-1st State Bk | | -207.10 |
| Bill | | 04/04/2016 | | 6170 - Empl Uniform Exp. | -86.55 | 86.55 |
| Bill | | 04/11/2016 | | 6170 - Empl Uniform Exp. | -82.70 | 82.70 |
| Bill | | 04/11/2016 | | 6170 - Empl Uniform Exp. | -37.85 | 37.85 |
| TOTAL | | | | | <u>-207.10</u> | <u>207.10</u> |

City of Meadowlakes-Utility Fund
Check Detail
April 2016

| Type | Num | Date | Name | Account | Paid Amount | Original Amount |
|----------------------|--------------|-------------------|---------------------------------------|-------------------------------------|-------------|------------------|
| Bill Pmt -CK. | 15454 | 04/21/2016 | United Rentals | 1015 - CK.ing-1st State Bk | | -2,311.16 |
| Bill | | 04/11/2016 | | 63291 · Drainage Repair & Maint. | -2,311.16 | 2,311.16 |
| TOTAL | | | | | -2,311.16 | 2,311.16 |
| Bill Pmt -CK. | 15455 | 04/28/2016 | Carla Hicks | 1015 - CK.ing-1st State Bk | | -37.59 |
| Bill | | 04/28/2016 | | 3010 · Service Deposits Payable | -37.59 | 37.59 |
| TOTAL | | | | | -37.59 | 37.59 |
| Bill Pmt -CK. | 15456 | 04/28/2016 | Debbie Holley | 1015 - CK.ing-1st State Bk | | -30.02 |
| Bill | | 04/22/2016 | | 6180 · Empl Training/Travel Exp | -30.02 | 30.02 |
| TOTAL | | | | | -30.02 | 30.02 |
| Bill Pmt -CK. | 15457 | 04/28/2016 | Ford & Crew Home & Hwd | 1015 - CK.ing-1st State Bk | | -693.55 |
| Bill | | 04/25/2016 | | 6329 · R&M-Building/Misc. | -318.48 | 318.48 |
| | | | | 1583 · RCC Receivable | -132.20 | 132.20 |
| | | | | 6321 · Collection System R&M | -89.91 | 89.91 |
| | | | | 6330 · Vehicle Repair & Maint. | -31.12 | 31.12 |
| | | | | 6328 · Distribution Repair & Maint. | -29.31 | 29.31 |
| | | | | 6335 · Machinery Repair & Maint. | -62.55 | 62.55 |
| | | | | 6365 · Small Tools | -29.98 | 29.98 |
| TOTAL | | | | | -693.55 | 693.55 |
| Bill Pmt -CK. | 15458 | 04/28/2016 | Frontier Communications | 1015 - CK.ing-1st State Bk | | -271.05 |
| Bill | | 04/04/2016 | | 6260 · Telephone Exp. | -203.28 | 203.28 |
| | | | | 1515 · General Fund Receivables | -67.77 | 67.77 |
| TOTAL | | | | | -271.05 | 271.05 |
| Bill Pmt -CK. | 15459 | 04/28/2016 | Lezlie Lust | 1015 - CK.ing-1st State Bk | | -15.28 |
| Bill | | 04/28/2016 | | 1510 · Service Receivables | -15.28 | 15.28 |
| TOTAL | | | | | -15.28 | 15.28 |
| Bill Pmt -CK. | 15460 | 04/28/2016 | Quill | 1015 - CK.ing-1st State Bk | | -190.96 |
| Bill | | 04/13/2016 | | 6235 · Computer/Office Equip R&M | -64.99 | 64.99 |
| Bill | | 04/13/2016 | | 6329 · R&M-Building/Misc. | -125.97 | 125.97 |
| TOTAL | | | | | -190.96 | 190.96 |
| Bill Pmt -CK. | 15461 | 04/28/2016 | Robert or Lilly Merx | 1015 - CK.ing-1st State Bk | | -10.84 |
| Bill | | 04/28/2016 | | 3010 · Service Deposits Payable | -10.84 | 10.84 |
| TOTAL | | | | | -10.84 | 10.84 |

Total April 2016 Utility Fund Disbursements

54,448

Recreation & Country Club Division
Check Detail
April 2016

| Type | Num | Date | Name | Account | Paid Amount | Original Amount |
|-------|------------|------------|-----------------------|-----------------------------------------|-------------|-----------------|
| Ck. | EFT | 04/12/2016 | State Comptroller | 03-1012 · FSB - Ck.ing Acct #1910 | | -2,282.09 |
| | | | | 03-2026 · Sales Tax Payable | -2,282.09 | 2,282.09 |
| TOTAL | | | | | -2,282.09 | 2,282.09 |
| Ck. | EFT | 04/12/2016 | State Comptroller | 03-1012 · FSB - Ck.ing Acct #1910 | | -481.31 |
| | | | | 03-6525 · Alcohol Tax | -481.31 | 481.31 |
| TOTAL | | | | | -481.31 | 481.31 |
| Ck. | EFT | 04/12/2016 | State Comptroller | 03-1012 · FSB - Ck.ing Acct #1910 | | -390.81 |
| | | | | 03-2029 · Alcohol Tax Payable | -390.81 | 390.81 |
| TOTAL | | | | | -390.81 | 390.81 |
| Ck. | Bill Pay 2 | 04/16/2016 | PNC Equipment Finance | 03-1012 · FSB - Ck.ing Acct #1910 | | -5,194.95 |
| | | | | 03-6210 · Cart Lease/Purchase | -2,717.00 | 2,717.00 |
| | | | | 03-6210 · Cart Lease/Purchase | -2,477.95 | 2,477.95 |
| TOTAL | | | | | -5,194.95 | 5,194.95 |
| Ck. | Bill Pay 8 | 04/15/2016 | PNC Equipment Finance | 03-1012 · FSB - Ck.ing Acct #1910 | | -2,717.00 |
| | | | | 03-6210 · Cart Lease/Purchase | -2,717.00 | 2,717.00 |
| TOTAL | | | | | -2,717.00 | 2,717.00 |
| Ck. | 1098 | 04/01/2016 | Keg 1 | 03-1010 · FSB - Petty Cash Ck.ing #3232 | | -381.95 |
| | | | | 03-6547 · Beer/Wine | -381.95 | 381.95 |
| TOTAL | | | | | -381.95 | 381.95 |
| Ck. | 1099 | 04/05/2016 | Sam's Club | 03-1010 · FSB - Petty Cash Ck.ing #3232 | | -225.71 |
| | | | | 03-6101 · Misc. House Exp. | -49.10 | 49.10 |
| | | | | 03-6549 · Food Exp | -176.61 | 176.61 |
| TOTAL | | | | | -225.71 | 225.71 |
| Ck. | 1100 | 04/07/2016 | Twin Liquors | 03-1010 · FSB - Petty Cash Ck.ing #3232 | | -328.20 |
| | | | | 03-6548 · Liquor Exp. | -152.24 | 152.24 |
| | | | | 03-6547 · Beer/Wine | -159.00 | 159.00 |
| | | | | 03-6552 · Other Food & Beverage Suppli | -16.96 | 16.96 |
| TOTAL | | | | | -328.20 | 328.20 |
| Ck. | 1101 | 04/08/2016 | Ben E Keith | 03-1010 · FSB - Petty Cash Ck.ing #3232 | | -281.60 |
| | | | | 03-6547 · Beer/Wine | -281.60 | 281.60 |
| TOTAL | | | | | -281.60 | 281.60 |
| Ck. | 1102 | 04/08/2016 | Keg 1 | 03-1010 · FSB - Petty Cash Ck.ing #3232 | | -211.25 |
| | | | | 03-6547 · Beer/Wine | -211.25 | 211.25 |
| TOTAL | | | | | -211.25 | 211.25 |

Recreation & Country Club Division

Check Detail

April 2016

| Type | Num | Date | Name | Account | Paid Amount | Original Amount |
|----------------------|--------------|-------------------|------------------------------|------------------------------------------------|-------------------|-------------------|
| Ck. | 1103 | 04/21/2016 | Twin Liquors | 03-1010 · FSB - Petty Cash Ck.ing #3232 | | -355.89 |
| | | | | 03-6548 · Liquor Exp. | -77.43 | 77.43 |
| | | | | 03-6547 · Beer/Wine | -193.60 | 193.60 |
| | | | | 03-6552 · Other Food & Beverage Suppli | -19.50 | 19.50 |
| | | | | 03-6547 · Beer/Wine | -45.36 | 45.36 |
| | | | | 03-6049 · Miscellaneous Admin Exp. | -20.00 | 20.00 |
| TOTAL | | | | | -355.89 | 355.89 |
| Ck. | 1104 | 04/22/2016 | Keg 1 | 03-1010 · FSB - Petty Cash Ck.ing #3232 | | -397.05 |
| | | | | 03-6547 · Beer/Wine | -397.05 | 397.05 |
| TOTAL | | | | | -397.05 | 397.05 |
| Ck. | 1105 | 04/26/2016 | Cash | 03-1010 · FSB - Petty Cash Ck.ing #3232 | | -189.00 |
| | | | | 03-6163 · Inventory/Cash Shortages | -189.00 | 189.00 |
| TOTAL | | | | | -189.00 | 189.00 |
| Bill Pmt -Ck. | 1263 | 04/01/2016 | Northland Comm. | 03-1012 · FSB - Ck.ing Acct #1910 | | -25.97 |
| Bill | 3-19-16 Inv | 03/19/2016 | | 03-6520 · Television-Clubhouse | -25.97 | 25.97 |
| TOTAL | | | | | -25.97 | 25.97 |
| Bill Pmt -Ck. | 1264 | 04/01/2016 | Ben E. Keith | 03-1012 · FSB - Ck.ing Acct #1910 | | -2,336.78 |
| Bill | 73910378 | 03/16/2016 | | 03-6549 · Food Exp | -740.35 | 740.35 |
| | | | | 03-6545 · Restaurant-Consumable Suppl | -155.09 | 155.09 |
| Bill | 73910379 | 03/16/2016 | | 03-6160 · Inventory Purchased | -61.32 | 61.32 |
| Bill | 73918029 | 03/23/2016 | | 03-6160 · Inventory Purchased | -61.32 | 61.32 |
| | | | | 03-6123 · Pro-Shop Consumable Suppli | -17.87 | 17.87 |
| Bill | 73918035 | 03/23/2016 | | 03-6549 · Food Exp | -1,275.97 | 1,275.97 |
| | | | | 03-6572 · Other Misc. Restaurant Exp.s | -24.86 | 24.86 |
| TOTAL | | | | | -2,336.78 | 2,336.78 |
| Bill Pmt -Ck. | 1265 | 04/01/2016 | Herbert Lee Moorehead | 03-1012 · FSB - Ck.ing Acct #1910 | | -76.13 |
| Bill | 3/26 to 3/2 | 03/30/2016 | | 03-6512 · Wages - Part Time/Seasonal | -76.13 | 76.13 |
| TOTAL | | | | | -76.13 | 76.13 |
| Bill Pmt -Ck. | 1266 | 04/01/2016 | Meadowlakes POA | 03-1012 · FSB - Ck.ing Acct #1910 | | -11,726.06 |
| Bill | Inv #2-Apr | 03/24/2016 | | 03-6362 · Machinery Lease | -10,541.15 | 10,541.15 |
| | | | | 03-6363 · Machinery Interest | -1,184.91 | 1,184.91 |
| TOTAL | | | | | -11,726.06 | 11,726.06 |
| Bill Pmt -Ck. | 1267 | 04/01/2016 | The Honey Dipper | 03-1012 · FSB - Ck.ing Acct #1910 | | -350.00 |
| Bill | 6679 | 03/18/2016 | | 03-6572 · Other Misc. Restaurant Exp.s | -350.00 | 350.00 |
| TOTAL | | | | | -350.00 | 350.00 |
| Bill Pmt -Ck. | 1268 | 04/01/2016 | Meadowlakes POA | 03-1012 · FSB - Ck.ing Acct #1910 | | -881.87 |
| Bill | April 2016 : | 03/31/2016 | | 03-6362 · Machinery Lease | -816.67 | 816.67 |
| | | | | 03-6363 · Machinery Interest | -65.20 | 65.20 |

Recreation & Country Club Division
Check Detail
April 2016

| Type | Num | Date | Name | Account | Paid Amount | Original Amount |
|----------------------|-------------|-------------------|---------------------------------------|------------------------------------------|-------------|-----------------|
| TOTAL | | | | | -881.87 | 881.87 |
| Bill Pmt -Ck. | 1269 | 04/07/2016 | All Corners Cleaning Serv. | 03-1012 - FSB - Ck.ing Acct #1910 | | -765.00 |
| Bill | 6561 | 03/17/2016 | | 03-6081 · Cleaning Service | -459.00 | 459.00 |
| | | | | 03-6081 · Cleaning Service | -306.00 | 306.00 |
| TOTAL | | | | | -765.00 | 765.00 |
| Bill Pmt -Ck. | 1270 | 04/07/2016 | Card Service Center | 03-1012 - FSB - Ck.ing Acct #1910 | | -541.13 |
| Bill | March 2016 | 03/29/2016 | | 03-6160 · Inventory Purchased | -541.13 | 541.13 |
| TOTAL | | | | | -541.13 | 541.13 |
| Bill Pmt -Ck. | 1271 | 04/07/2016 | City of Marble Falls | 03-1012 - FSB - Ck.ing Acct #1910 | | -107.11 |
| Bill | Feb to Mar | 03/16/2016 | | 03-6346 · Sewer & Water | -107.11 | 107.11 |
| TOTAL | | | | | -107.11 | 107.11 |
| Bill Pmt -Ck. | 1272 | 04/07/2016 | City of Meadowlakes | 03-1012 - FSB - Ck.ing Acct #1910 | | -630.35 |
| Bill | March 2016 | 03/24/2016 | | 03-6346 · Sewer & Water | -30.65 | 30.65 |
| Bill | March 2016 | 03/24/2016 | | 03-6346 · Sewer & Water | -68.65 | 68.65 |
| Bill | March 2016 | 03/24/2016 | | 03-6055 · Utilities-Water & Sewer | -318.63 | 318.63 |
| | | | | 03-6055 · Utilities-Water & Sewer | -212.42 | 212.42 |
| TOTAL | | | | | -630.35 | 630.35 |
| Bill Pmt -Ck. | 1273 | 04/07/2016 | Ewing | 03-1012 - FSB - Ck.ing Acct #1910 | | -70.76 |
| Bill | 3/30/16 Sta | 03/30/2016 | | 03-6332 · Irrigation Repair & Maint. | -70.76 | 70.76 |
| TOTAL | | | | | -70.76 | 70.76 |
| Bill Pmt -Ck. | 1274 | 04/07/2016 | Ferguson Enterprises | 03-1012 - FSB - Ck.ing Acct #1910 | | -597.24 |
| Bill | 3345928 | 03/31/2016 | | 03-6102 · Building Repair & Maintenance | -597.24 | 597.24 |
| TOTAL | | | | | -597.24 | 597.24 |
| Bill Pmt -Ck. | 1275 | 04/07/2016 | Ford & Crew Home & Hwd | 03-1012 - FSB - Ck.ing Acct #1910 | | -116.06 |
| Bill | 3/25/16 Sta | 03/25/2016 | | 03-6329 · Equipment Maint & Repair | -116.06 | 116.06 |
| TOTAL | | | | | -116.06 | 116.06 |
| Bill Pmt -Ck. | 1276 | 04/07/2016 | Foxworth-Galbraith | 03-1012 - FSB - Ck.ing Acct #1910 | | -36.33 |
| Bill | 3/31/16 Sta | 03/31/2016 | | 03-6102 · Building Repair & Maintenance | -36.33 | 36.33 |
| TOTAL | | | | | -36.33 | 36.33 |
| Bill Pmt -Ck. | 1277 | 04/07/2016 | Innovative Turf Supply, Inc | 03-1012 - FSB - Ck.ing Acct #1910 | | -540.34 |
| Bill | 11397 | 03/22/2016 | | 03-6324 · Chemicals | -540.34 | 540.34 |
| TOTAL | | | | | -540.34 | 540.34 |
| Bill Pmt -Ck. | 1278 | 04/07/2016 | Jennifer Christine Miller | 03-1012 - FSB - Ck.ing Acct #1910 | | -128.20 |
| Bill | 3/22/16 to | 04/04/2016 | | 03-6112 · Wages Part Time/Seasonal | -128.20 | 128.20 |
| TOTAL | | | | | -128.20 | 128.20 |

Recreation & Country Club Division
Check Detail
April 2016

| Type | Num | Date | Name | Account | Paid Amount | Original Amount |
|----------------------|-------------|-------------------|------------------------------------|------------------------------------------|------------------|------------------|
| Bill Pmt -Ck. | 1279 | 04/07/2016 | LCRA | 03-1012 - FSB - Ck.ing Acct #1910 | | -476.84 |
| Bill | 3/31/16 Sta | 03/31/2016 | | 03-6370 - Raw Water Purchase | -476.84 | 476.84 |
| TOTAL | | | | | <u>-476.84</u> | <u>476.84</u> |
| Bill Pmt -Ck. | 1280 | 04/07/2016 | NAPA- | 03-1012 - FSB - Ck.ing Acct #1910 | | -190.91 |
| Bill | 3/31/16 Sta | 03/31/2016 | | 03-6329 - Equipment Maint & Repair | -190.91 | 190.91 |
| TOTAL | | | | | <u>-190.91</u> | <u>190.91</u> |
| Bill Pmt -Ck. | 1281 | 04/07/2016 | Spicewood Plumbing, Inc. | 03-1012 - FSB - Ck.ing Acct #1910 | | -247.50 |
| Bill | 16-16319 | 03/24/2016 | | 03-6102 - Building Repair & Maintenance | -247.50 | 247.50 |
| TOTAL | | | | | <u>-247.50</u> | <u>247.50</u> |
| Bill Pmt -Ck. | 1282 | 04/07/2016 | The Business Center | 03-1012 - FSB - Ck.ing Acct #1910 | | -89.99 |
| Bill | 118352 | 03/30/2016 | | 03-6040 - Office Supplies | -89.99 | 89.99 |
| TOTAL | | | | | <u>-89.99</u> | <u>89.99</u> |
| Bill Pmt -Ck. | 1283 | 04/07/2016 | Verizon Southwest | 03-1012 - FSB - Ck.ing Acct #1910 | | -211.46 |
| Bill | 3/28/16 Sta | 03/28/2016 | | 03-6050 - Telephone | -37.75 | 37.75 |
| TOTAL | | | | | <u>-173.71</u> | <u>173.71</u> |
| | | | | | <u>-211.46</u> | <u>211.46</u> |
| Bill Pmt -Ck. | 1284 | 04/07/2016 | Victory Publishing | 03-1012 - FSB - Ck.ing Acct #1910 | | -42.90 |
| Bill | 2016ci-545 | 03/31/2016 | | 03-6045 - Advertising | -42.90 | 42.90 |
| TOTAL | | | | | <u>-42.90</u> | <u>42.90</u> |
| Bill Pmt -Ck. | 1285 | 04/14/2016 | AlSCO, Inc. | 03-1012 - FSB - Ck.ing Acct #1910 | | -213.48 |
| Bill | March 2016 | 03/31/2016 | | 03-6573 - Linen | -213.48 | 213.48 |
| TOTAL | | | | | <u>-213.48</u> | <u>213.48</u> |
| Bill Pmt -Ck. | 1286 | 04/14/2016 | Ben E. Keith | 03-1012 - FSB - Ck.ing Acct #1910 | | -2,036.29 |
| Bill | 73924529 | 03/30/2016 | | 03-6160 - Inventory Purchased | -30.66 | 30.66 |
| Bill | 73924531 | 03/30/2016 | | 03-6123 - Pro-Shop Consumable Suppli | -57.66 | 57.66 |
| Bill | 73931086 | 04/06/2016 | | 03-6549 - Food Exp | -819.12 | 819.12 |
| Bill | 73931089 | 04/06/2016 | | 03-6572 - Other Misc. Restaurant Exp.s | -181.97 | 181.97 |
| Bill | 98714320 | 04/07/2016 | | 03-6549 - Food Exp | -581.73 | 581.73 |
| Bill | | | | 03-6545 - Restaurant-Consumable Suppl | -203.17 | 203.17 |
| Bill | | | | 03-6160 - Inventory Purchased | -91.98 | 91.98 |
| Bill | | | | 03-6560 - Equipment Rental | -70.00 | 70.00 |
| TOTAL | | | | | <u>-2,036.29</u> | <u>2,036.29</u> |
| Bill Pmt -Ck. | 1287 | 04/14/2016 | C & M Air Cooled Engine | 03-1012 - FSB - Ck.ing Acct #1910 | | -369.06 |
| Bill | 679278 | 04/06/2016 | | 03-6329 - Equipment Maint & Repair | -369.06 | 369.06 |
| TOTAL | | | | | <u>-369.06</u> | <u>369.06</u> |
| Bill Pmt -Ck. | 1288 | 04/14/2016 | Gail's Flags, Inc. | 03-1012 - FSB - Ck.ing Acct #1910 | | -123.52 |

Recreation & Country Club Division
Check Detail
April 2016

| Type | Num | Date | Name | Account | Paid Amount | Original Amount |
|----------------------|--------------|-------------------|-------------------------------|------------------------------------------|------------------|------------------|
| Bill | 130350 | 03/29/2016 | | 03-6380 · Other Grounds Maint Exp | -123.52 | 123.52 |
| TOTAL | | | | | <u>-123.52</u> | <u>123.52</u> |
| Bill Pmt -Ck. | 1289 | 04/14/2016 | Jimmy Stevenson | 03-1012 · FSB - Ck.ing Acct #1910 | | -132.50 |
| Bill | 4/1/16 to 4/ | 04/08/2016 | | 03-6512 · Wages - Part Time/Seasonal | -132.50 | 132.50 |
| TOTAL | | | | | <u>-132.50</u> | <u>132.50</u> |
| Bill Pmt -Ck. | 1290 | 04/14/2016 | PEC | 03-1012 · FSB - Ck.ing Acct #1910 | | -1,235.54 |
| Bill | 3/6/16-4/5/ | 04/08/2016 | | 03-6052 · Electric | -596.15 | 596.15 |
| | | | | 03-6052 · Electric | -255.49 | 255.49 |
| | | | | 03-6225 · Electric | -147.70 | 147.70 |
| | | | | 03-6342 · Electric - Maintance Building | -236.20 | 236.20 |
| TOTAL | | | | | <u>-1,235.54</u> | <u>1,235.54</u> |
| Bill Pmt -Ck. | 1291 | 04/14/2016 | Premier Map Company | 03-1012 · FSB - Ck.ing Acct #1910 | | -436.95 |
| Bill | 586160 | 03/22/2016 | | 03-6045 · Advertising | -436.95 | 436.95 |
| TOTAL | | | | | <u>-436.95</u> | <u>436.95</u> |
| Bill Pmt -Ck. | 1292 | 04/14/2016 | Republic Services #843 | 03-1012 · FSB - Ck.ing Acct #1910 | | -144.32 |
| Bill | March 2016 | 03/31/2016 | | 03-6346 · Sewer & Water | -144.32 | 144.32 |
| TOTAL | | | | | <u>-144.32</u> | <u>144.32</u> |
| Bill Pmt -Ck. | 1293 | 04/14/2016 | Victory Publishing | 03-1012 · FSB - Ck.ing Acct #1910 | | -254.51 |
| Bill | 2016-4417 | 03/31/2016 | | 03-6045 · Advertising | -177.84 | 177.84 |
| Bill | 4-1-16 Invc | 04/01/2016 | | 03-6045 · Advertising | -76.67 | 76.67 |
| TOTAL | | | | | <u>-254.51</u> | <u>254.51</u> |
| Bill Pmt -Ck. | 1294 | 04/21/2016 | 4-T Propane, LLC | 03-1012 · FSB - Ck.ing Acct #1910 | | -600.00 |
| Bill | 3/31/16 sta | 03/31/2016 | | 03-6053 · Propane | -600.00 | 600.00 |
| TOTAL | | | | | <u>-600.00</u> | <u>600.00</u> |
| Bill Pmt -Ck. | 1295 | 04/21/2016 | Acushnet Company | 03-1012 · FSB - Ck.ing Acct #1910 | | -891.00 |
| Bill | 902209347 | 03/31/2016 | | 03-6160 · Inventory Purchased | -457.07 | 457.07 |
| Bill | 902279297 | 04/06/2016 | | 03-6160 · Inventory Purchased | -433.93 | 433.93 |
| TOTAL | | | | | <u>-891.00</u> | <u>891.00</u> |
| Bill Pmt -Ck. | 1296 | 04/21/2016 | All Corners Cleaning | 03-1012 · FSB - Ck.ing Acct #1910 | | -470.00 |
| Bill | 6715 | 04/13/2016 | | 03-6081 · Cleaning Service | -282.00 | 282.00 |
| | | | | 03-6081 · Cleaning Service | -188.00 | 188.00 |
| TOTAL | | | | | <u>-470.00</u> | <u>470.00</u> |
| Bill Pmt -Ck. | 1297 | 04/21/2016 | Chandler G. Walsh | 03-1012 · FSB - Ck.ing Acct #1910 | | -60.00 |
| Bill | 4/19/16 tim | 04/19/2016 | | 03-6512 · Wages - Part Time/Seasonal | -60.00 | 60.00 |
| TOTAL | | | | | <u>-60.00</u> | <u>60.00</u> |

Recreation & Country Club Division
Check Detail
April 2016

| Type | Num | Date | Name | Account | Paid Amount | Original Amount |
|----------------------|-------------|-------------------|------------------------------------|------------------------------------------|------------------|------------------|
| Bill Pmt -Ck. | 1298 | 04/21/2016 | City of Meadowlakes | 03-1012 · FSB - Ck.ing Acct #1910 | | -826.44 |
| Bill | 16-0414-01 | 04/14/2016 | | 03-6102 · Building Repair & Maintenance | -367.93 | 367.93 |
| | | | | 03-6332 · Irrigation Repair & Maint. | -139.00 | 139.00 |
| | | | | 03-6040 · Office Supplies | -26.99 | 26.99 |
| | | | | 03-6042 · Postage | -50.80 | 50.80 |
| | | | | 03-6101 · Misc. House Exp. | -228.98 | 228.98 |
| | | | | 03-6065 · Software Maintenance | -12.74 | 12.74 |
| TOTAL | | | | | <u>-826.44</u> | <u>826.44</u> |
| Bill Pmt -Ck. | 1299 | 04/21/2016 | Eaton Security & Assoc. | 03-1012 · FSB - Ck.ing Acct #1910 | | -80.00 |
| Bill | 2601 | 04/12/2016 | | 03-6049 · Miscellaneous Admin Exp. | -80.00 | 80.00 |
| TOTAL | | | | | <u>-80.00</u> | <u>80.00</u> |
| Bill Pmt -Ck. | 1300 | 04/21/2016 | Fox Mail | 03-1012 · FSB - Ck.ing Acct #1910 | | -150.00 |
| Bill | 9872 | 04/15/2016 | | 03-6045 · Advertising | -150.00 | 150.00 |
| TOTAL | | | | | <u>-150.00</u> | <u>150.00</u> |
| Bill Pmt -Ck. | 1301 | 04/21/2016 | HIBU Inc West | 03-1012 · FSB - Ck.ing Acct #1910 | | -150.00 |
| Bill | 4/3/16 invo | 04/03/2016 | | 03-6045 · Advertising | -150.00 | 150.00 |
| TOTAL | | | | | <u>-150.00</u> | <u>150.00</u> |
| Bill Pmt -Ck. | 1302 | 04/21/2016 | Innovative Turf Supply | 03-1012 · FSB - Ck.ing Acct #1910 | | -274.72 |
| Bill | 11470 | 04/11/2016 | | 03-6324 · Chemicals | -274.72 | 274.72 |
| TOTAL | | | | | <u>-274.72</u> | <u>274.72</u> |
| Bill Pmt -Ck. | 1303 | 04/21/2016 | Kali Renea Thompson | 03-1012 · FSB - Ck.ing Acct #1910 | | -77.43 |
| Bill | 4/7 to 4/17 | 04/19/2016 | | 03-6512 · Wages - Part Time/Seasonal | -77.43 | 77.43 |
| TOTAL | | | | | <u>-77.43</u> | <u>77.43</u> |
| Bill Pmt -Ck. | 1304 | 04/21/2016 | Pinnacle Propane | 03-1012 · FSB - Ck.ing Acct #1910 | | -180.39 |
| Bill | 3/31/16 Sta | 03/31/2016 | | 03-6320 · Fuel & Lubricants | -180.39 | 180.39 |
| TOTAL | | | | | <u>-180.39</u> | <u>180.39</u> |
| Bill Pmt -Ck. | 1305 | 04/21/2016 | Professional Turf | 03-1012 · FSB - Ck.ing Acct #1910 | | -1,148.00 |
| Bill | 1332484-0 | 04/12/2016 | | 03-6329 · Equipment Maint & Repair | -1,148.00 | 1,148.00 |
| TOTAL | | | | | <u>-1,148.00</u> | <u>1,148.00</u> |
| Bill Pmt -Ck. | 1306 | 04/21/2016 | Trimax Mowing System | 03-1012 · FSB - Ck.ing Acct #1910 | | -239.38 |
| Bill | 3/31/16 Sta | 03/31/2016 | | 03-6329 · Equipment Maint & Repair | -239.38 | 239.38 |
| TOTAL | | | | | <u>-239.38</u> | <u>239.38</u> |
| Bill Pmt -Ck. | 1307 | 04/21/2016 | US Golf Association | 03-1012 · FSB - Ck.ing Acct #1910 | | -110.00 |
| Bill | 2016 meml | 04/19/2016 | | 03-6122 · Miscellaneous and Supplies | -110.00 | 110.00 |
| TOTAL | | | | | <u>-110.00</u> | <u>110.00</u> |

Recreation & Country Club Division
Check Detail
April 2016

| Type | Num | Date | Name | Account | Paid Amount | Original Amount |
|-------------------------------------------------------|-------------|-------------------|----------------------------|------------------------------------------|------------------|------------------|
| Bill Pmt -Ck. | 1308 | 04/28/2016 | Ben E. Keith | 03-1012 · FSB - Ck.ing Acct #1910 | | -1,073.36 |
| Bill | 73937860 | 04/13/2016 | | 03-6549 · Food Exp | -969.04 | 969.04 |
| Bill | 73937862 | 04/13/2016 | | 03-6545 · Restaurant-Consumable Suppl | -41.78 | 41.78 |
| | | | | 03-6160 · Inventory Purchased | -30.66 | 30.66 |
| | | | | 03-6122 · Miscellaneous and Supplies | -31.88 | 31.88 |
| TOTAL | | | | | <u>-1,073.36</u> | <u>1,073.36</u> |
| Bill Pmt -Ck. | 1309 | 04/28/2016 | City of Meadowlakes | 03-1012 · FSB - Ck.ing Acct #1910 | | -509.95 |
| Bill | | 04/21/2016 | | 03-6055 · Utilities-Water & Sewer | -244.23 | 244.23 |
| | | | | 03-6055 · Utilities-Water & Sewer | -162.82 | 162.82 |
| Bill | | 04/21/2016 | | 03-6346 · Sewer & Water | -34.25 | 34.25 |
| Bill | | 04/21/2016 | | 03-6346 · Sewer & Water | -68.65 | 68.65 |
| TOTAL | | | | | <u>-509.95</u> | <u>509.95</u> |
| Bill Pmt -Ck. | 1310 | 04/28/2016 | Ewing | 03-1012 · FSB - Ck.ing Acct #1910 | | -239.68 |
| Bill | | 04/07/2016 | | 03-6322 · Fertilizer | -239.68 | 239.68 |
| TOTAL | | | | | <u>-239.68</u> | <u>239.68</u> |
| Bill Pmt -Ck. | 1311 | 04/28/2016 | Ford & Crew Hwd | 03-1012 · FSB - Ck.ing Acct #1910 | | -251.69 |
| Bill | | 04/26/2016 | | 03-6332 · Irrigation Repair & Maint. | -215.73 | 215.73 |
| | | | | 03-6380 · Other Grounds Maint Exp | -35.96 | 35.96 |
| TOTAL | | | | | <u>-251.69</u> | <u>251.69</u> |
| Bill Pmt -Ck. | 1312 | 04/28/2016 | Meadowlakes POA | 03-1012 · FSB - Ck.ing Acct #1910 | | -881.87 |
| Bill | #121 | 04/30/2016 | | 03-6362 · Machinery Lease | -818.20 | 818.20 |
| | | | | 03-6363 · Machinery Interest | -63.67 | 63.67 |
| TOTAL | | | | | <u>-881.87</u> | <u>881.87</u> |
| Bill Pmt -Ck. | 1313 | 04/28/2016 | Northland Comm. | 03-1012 · FSB - Ck.ing Acct #1910 | | -25.97 |
| Bill | | 04/18/2016 | | 03-6520 · Television-Clubhouse | -25.97 | 25.97 |
| TOTAL | | | | | <u>-25.97</u> | <u>25.97</u> |
| Total Disbursements via Checks | | | | | | 46,811.79 |
| Total Debit Card w/wipes during month | | | | | | 1,466.64 |
| Total April 2016 Recreation Fund Disbursements | | | | | | 48,278.43 |