

City of Meadowlakes

November 2015 Financial Statements

City of Meadowlakes
Combined Balance Sheet
as of 11-30-15

	General Fund	Utility Fund	Debt Service Fund	Recreation Fund	Total Memorandum Only
<u>ASSETS</u>					
<u>Current Assets</u>					
Cash	\$149,385	\$208,858	\$45,823	\$49,480	\$453,546
Restricted	\$0	\$25,552	\$100	\$0	\$25,652
Invested Funds	\$240,436	\$250,490	\$0	\$0	\$490,926
Total Cash	\$389,821	\$484,900	\$45,923	\$49,480	\$970,124
<u>Accounts Receivable</u>					
Long Term Receivables	\$0	\$278,394	\$141,120		\$419,514
Current Receivables & Prepaid	\$13,092	\$108,206	\$24,261	\$200	\$145,759
Totals Receivables	\$13,092	\$386,600	\$165,381	\$200	\$565,273
<u>Inventory</u>					
	\$0	\$47,835	\$0	\$0	\$47,835
Total Current Assets	\$402,913	\$919,335	\$211,304	\$49,680	\$1,583,232
<u>Fixed Assets</u>					
	\$0	\$3,866,610	\$0	\$32,817	\$3,899,428
TOTAL ASSETS	\$402,913	\$4,785,946	\$211,304	\$82,497	\$5,482,660

City of Meadowlakes
Combined Balance Sheet
as of 11-30-15

	General Fund	Utility Fund	Debt Service Fund	Recreation Fund	Total Memorandum Only
<u>LIABILITIES & EQUITY</u>					
<u>Current Liabilities</u>					
Accounts Payable	\$2,147	\$42,407	\$0	\$37	\$44,591
Service/Deposits Payable	\$17,026	\$85,323	\$0	\$0	\$102,349
Current Portion Loan Payable		\$41,238	\$0	\$0	\$41,238
Restricted Funds	\$16,295	\$17,127	\$0	\$2,267	\$35,689
Accrued Employee Vacation		\$12,853	\$0	\$0	\$12,853
Other Liabilities	\$10,032	\$0	\$10,962	\$0	\$20,994
Prior Year Adjustments	\$0	\$296,586	\$0	\$99,677	\$396,263
Total Current Liabilities	\$45,500	\$495,534	\$10,962	\$101,981	\$653,976
<u>Long Term Liabilities</u>					
2013 Lease/Purchase Water Tank	\$0	\$198,794	\$0	\$0	\$198,794
Total Long Term Liabilities	\$0	\$198,794	\$0	\$0	\$198,794
					\$0
Total Liabilities	\$45,500	\$694,327	\$10,962	\$101,981	\$852,770
<u>Equity</u>					
Retained Earnings	\$280,513	\$552,736	\$0	-\$23,804	\$809,446
Fund Balance	\$83,493	\$184,965	\$154,965	-\$109,469	\$313,954
Reserved for Inventories	\$0	\$21,711	\$0	\$0	\$21,711
Fixed Assets	\$0	\$3,316,343	\$0	\$76,084	\$3,392,427
Other Funds	\$0	\$0	\$0	\$33,375	\$33,375
Net Income	-\$6,593	\$15,861	\$45,378	\$4,329	\$58,975
Total Equity	\$357,413	\$4,091,616	\$200,343	-\$19,485	\$4,629,887
TOTAL LIABILITIES & EQUITY	\$402,913	\$4,785,943	\$211,305	\$82,496	\$5,482,658

(Note: Difference in assets vs liabilities due to rounding.)

City of Meadowlakes
Profit & Loss Budget vs. Actual
 October through November 2015

	Nov 15	Budgeted Nov 15	Year-to-date	Budget Year- to-date
Ordinary Income/Expense				
Income				
05-4120 · Ad Valorem Tax	27,219	34,452	29,225	41,412
05-4121 · Franchise Fees	5,769	1,250	38,209	21,375
05-4180 · Liquor Tax	-	-	292	300
05-4200 · City Bldg Permits	-	225	185	550
05-4300 · Judicial	-	125	100	240
Total 05-4600 · Miscellaneous	82	200	182	485
Total Income	33,070	36,252	68,193	64,362
Expense				
5001 · Employee Expenses	22,590	26,591	40,140	42,574
5010 · Administrative Expenses	3,735	4,465	5,111	7,540
5020 · Insurance Expense	-	-	4,923	5,925
5030 · Judicial Expense	-	240	3,700	4,480
5040 · Building and Facility Operation	459	882	1,593	2,764
6010 · Ordinance Enforcement	1,482	1,320	2,772	2,790
6020 · Animal Control	650	757	1,538	1,839
6030 · Traffic Control	823	1,121	3,237	3,667
6050 · Contract Emergency Service	5,886	5,895	11,772	11,790
05-8500 · Transfers Out	-	-	-	-
Total Expense	35,625	41,271	74,786	83,369
Net Profit	(2,555)	(5,019)	(6,593)	(19,007)

City of Meadowlakes
Profit & Loss Budget vs. Actual
 October through November 2015

	Nov 15	Budgeted Nov 15	Year-to-date	Budget Year- to-date
Ordinary Income/Expense				
Income				
05-4120 · Ad Valorem Tax	27,219	34,452	29,225	41,412
05-4121 · Franchise Fees				
05-4140 · PEC Franchise Tax	-	-	10,944	11,625
05-4160 · Cable Franchise Tax	4,379	-	25,838	8,500
05-4170 · Telephone Franchise Tax	-	1,250	36	1,250
05-4121 · Franchise Fees - Other	1,391		1,391	
Total 05-4121 · Franchise Fees	5,769	1,250	38,209	21,375
05-4180 · Liquor Tax	-	-	292	300
05-4200 · City Bldg Permits				
05-4220 · Home Permits	-	100	-	300
05-4240 · Remodeling Permits	-	50	-	100
05-4260 · Fence & Decks Permits	-	50	150	100
05-4290 · Misc. Bldg Revenue	-	25	35	50
Total 05-4200 · City Bldg Permits	-	225	185	550
05-4300 · Judicial				
05-4320 · Court Costs	-	100	-	200
05-4340 · Court Fines	-	-	100	-
05-4380 · Administrative Fee	-	25	-	40
Total 05-4300 · Judicial	-	125	100	240
05-4460 · Interest - Investments	-	-	-	-
05-4620 · Pet Registration Fee	55	175	155	425
05-4630 · Miscellaneous	27	25	27	60
Total 05-4600 · Miscellaneous	82	200	182	485
Total Income	33,070	36,252	68,193	64,362
Gross Profit	33,070	36,252	68,193	64,362
Expense				
5000 · Admininstrative Expenses				
5001 · Employee Expenses				
05-6000 · Employee Expenditures				
05-6010 · Salary - Exempt	12,831	10,930	20,116	18,215
05-6015 · Salary - Non-exempt Employees	7,752	8,190	14,519	13,652
05-6025 · FICA/Medicare	1,680	1,870	2,784	2,970
05-6027 · Longevity Pay	-	3,000	-	3,000
05-6030 · Reserve - Payroll	-	-	-	-
05-6040 · Retirement	327	400	551	660

City of Meadowlakes
Profit & Loss Budget vs. Actual
 October through November 2015

	Nov 15	Budgeted Nov 15	Year-to-date	Budget Year- to-date
05-6045 · Health Insurance	-	1,743	2,170	3,486
05-6046 · Disability	-	-	-	-
05-6071 · Training & Travel	-	250	-	300
05-6072 · Dues and Memberships	-	125	-	125
05-6075 · Miscellaneous	-	83	-	166
Total 05-6000 · Employee Expenditures	22,590	26,591	40,140	42,574
Total 5001 · Employee Expenses	22,590	26,591	40,140	42,574
5010 · Administrative Expenses				
05-5000 · Property Tax Collection Expense				
05-5020 · Quarterly Expense	2,906	3,000	2,906	3,000
05-5040 · Collection Expense	-	60	-	185
05-5000 · Property Tax Collection Expense -	-	-	-	-
Total 05-5000 · Property Tax Collection Expense	2,906	3,060	2,906	3,185
05-5100 · City Building Committee				
05-5180 · Miscellaneous/Supplies	-	-	-	-
05-5100 · City Building Committee - Other	-	20	135	40
Total 05-5100 · City Building Committee	-	20	135	40
05-5500 · Flood Plain/Emergency Mgt.	-	100	-	500
05-6100 · Professional Services				
05-6110 · City Attorney-General	225	250	225	500
05-6305 · Audit	-	-	-	-
05-6310 · Election	-	-	-	-
Total 05-6100 · Professional Services	225	250	225	500
05-6320 · Office Expense/Supplies	129	291	351	582
05-6325 · Lease-Copier	331	320	576	640
05-6326 · Office Equipment Repair & Maint	-	50	-	50
05-6327 · Cap Exp Under \$5000	-	-	-	-
05-6330 · Postage	34	150	34	295
05-6340 · Memberships-Variou	-	-	675	300
05-6350 · Telephone	78	54	78	108
05-6355 · Miscellaneous	32	170	131	340
05-6365 · Website Hosting & Upgrade	-	-	-	1,000
Total 5010 · Administrative Expenses	3,735	4,465	5,111	7,540
5020 · Insurance Expense				
05-6050 · Insurance - Worker's Comp	-	-	635	1,200
05-6210 · Liability	-	-	949	1,000
05-6220 · Crime	-	-	319	525
05-6230 · Errors & Omissions	-	-	3,020	3,200
Total 5020 · Insurance Expense	-	-	4,923	5,925

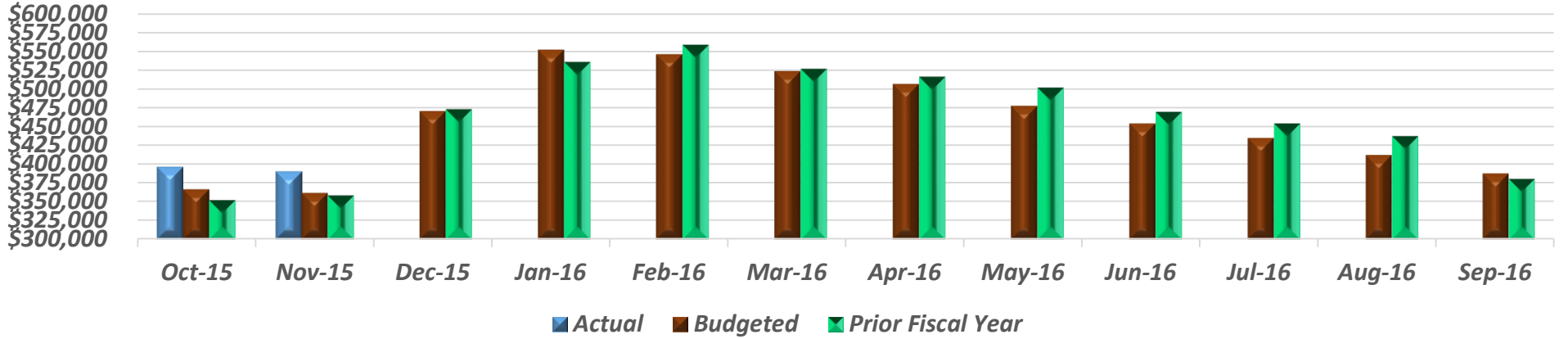
City of Meadowlakes
Profit & Loss Budget vs. Actual
 October through November 2015

	Nov 15	Budgeted Nov 15	Year-to-date	Budget Year- to-date
5030 · Judicial Expense				
05-5705 · Education	-	-	200	-
05-5710 · Membership	-	-	-	-
05-5725 · Court Software	-	-	3,500	4,000
05-5727 · Office Lease - Judge	-	200	-	400
05-5730 · Administrative Expense	-	40	-	80
Total 5030 · Judicial Expense	-	240	3,700	4,480
5040 · Building and Facility Operation				
05-6360 · Office Maintenance-Cleaning	260	300	260	600
05-6410 · Maintenance & Repair	-	291	-	582
05-6420 · Electric Service	199	291	467	582
05-6430 · Ins-Real Estate & Pers Prop	-	-	866	1,000
Total 5040 · Building and Facility Operation	459	882	1,593	2,764
Total 5000 · Administrative Expenses	26,784	32,178	55,467	63,283
6000 · Public Safety				
6010 · Ordinance Enforcement				
05-5225 · Ordinance Employee	1,379	1,040	2,128	2,080
05-5226 · Ordinance FICA/Med	-	87	29	170
05-5228 · Insurance - Worker's Comp	-	-	60	150
05-5230 · Ordinance Misc. Exp.	85	-	85	-
05-5274 · Mileage	-	133	169	270
05-5277 · Insurance - Auto Liability	-	-	283	-
05-5280 · Supplies/Miscellaneous	18	60	18	120
Total 6010 · Ordinance Enforcement	1,482	1,320	2,772	2,790
6020 · Animal Control				
05-5320 · Contract Agreement	633	633	1,267	1,266
05-5340 · Ins-Worker's Comp	-	-	315	325
05-5360 · Pet Holding Fee/Rabies	-	62	(60)	124
05-5380 · Supplies/Miscellaneous	17	62	17	124
Total 6020 · Animal Control	650	757	1,538	1,839
6030 · Traffic Control				
05-5610 · Salary & Wages	759	1,038	1,927	2,076
05-5615 · FICA/Med	58	83	147	166
05-5620 · Ins-Worker's Comp	-	-	391	575
05-5630 · Ins-Law Enf Liability	-	-	765	800
05-5650 · Misc. Traffic Control Exp.	6	-	6	50
Total 6030 · Traffic Control	823	1,121	3,237	3,667
6050 · Contract Emergency Service				

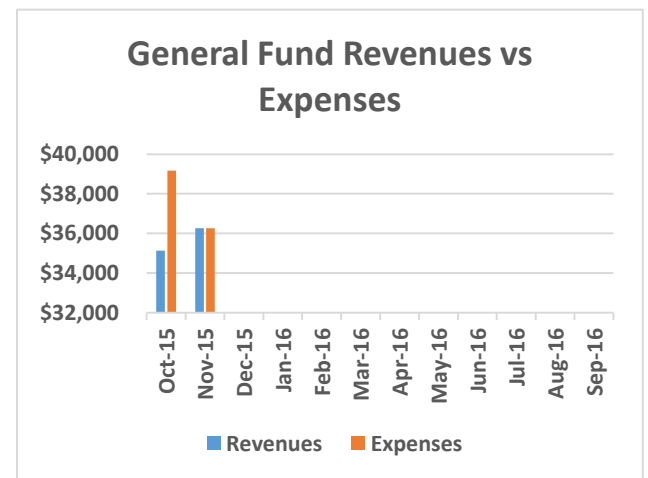
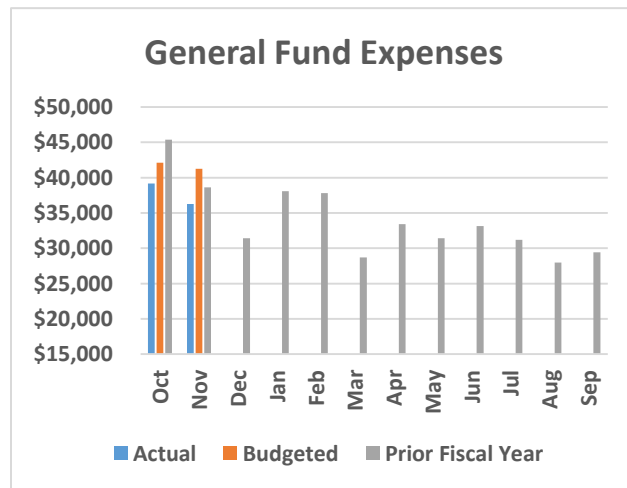
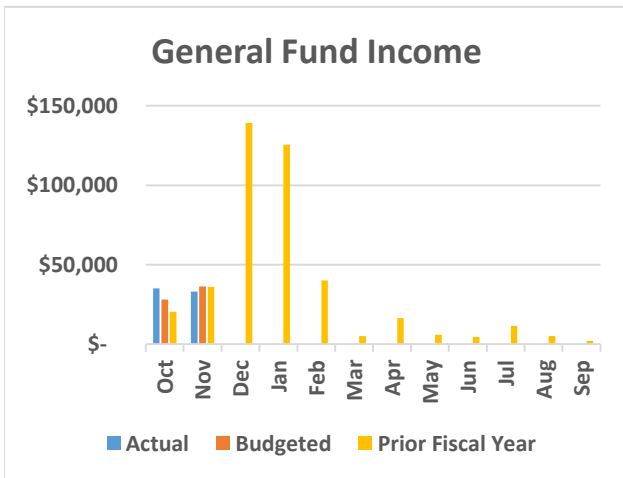
City of Meadowlakes
Profit & Loss Budget vs. Actual
 October through November 2015

	Nov 15	Budgeted Nov 15	Year-to-date	Budget Year- to-date
05-6610 · Marble Falls EMS	2,792	2,791	5,583	5,582
05-6620 · Marble Falls Fire	3,095	3,104	6,189	6,208
Total 6050 · Contract Emergency Service	5,886	5,895	11,772	11,790
Total 6000 · Public Safety	8,841	9,093	19,319	20,086
Total Expense	35,625	41,271	74,786	83,369
Net Ordinary Income	(2,555)	(5,019)	(6,593)	(19,007)
Other Income/Expense				
Other Expense				
7000 · Non-Operating Expense				
05-8500 · Transfers Out				
05-8501 · Transfer to PWD Fund	-	-	-	-
05-8502 · Transfer to RCC Fund	-	-	-	-
05-8520 · Contingency Fund Exp.	-	-	-	-
Total 05-8500 · Transfers Out	-	-	-	-
Total 7000 · Non-Operating Expense	-	-	-	-
Total Other Expense	-	-	-	-
Net Other Income	-	-	-	-
Net Income	(2,555)	(5,019)	(6,593)	(19,007)

General Fund Cash Flow



	Oct-15	Nov-15	Dec-15	Jan-16	Feb-16	Mar-16	Apr-16	May-16	Jun-16	Jul-16	Aug-16	Sep-16
Beginning Cash	\$380,746	\$395,687										
Cash Inflow	\$57,433	\$33,070										
Cash Outflow	\$42,492	\$38,936										
Ending Cash	\$395,687	\$389,821										
Increase/(Decrease) in Cash Since First of FY	\$ 14,941	\$ (5,866)	\$ -	\$ -	\$ -	\$ -	\$ -	\$ -	\$ -	\$ -	\$ -	\$ -



City of Meadowlakes
Check Detail
November 2015

Type	Num	Date	Name	Account	Paid Amount	Original Amount
Bill Pmt -Ck.	15080	11/04/2015	Pedernales Electric Coop	05-1035 · First State Bank		-268.13
Bill	9/20/15-10/21/15	10/28/2015		05-6420 · Electric Service	-268.13	268.13
TOTAL					-268.13	268.13
Bill Pmt -Ck.	15081	11/04/2015	Preston, Pat	05-1035 · First State Bank		-169.40
Bill	Oct 2015 reimb	10/30/2015		05-5274 · Mileage	-169.40	169.40
TOTAL					-169.40	169.40
Bill Pmt -Ck.	15082	11/05/2015	ATS	05-1035 · First State Bank		-346.50
Bill	I-635003	10/31/2015		05-2340 · Inspection Fees	-346.50	346.50
TOTAL					-346.50	346.50
Bill Pmt -Ck.	15083	11/05/2015	Public Works Division	05-1035 · First State Bank		-325.63
Bill	15-1105-01	11/05/2015		05-6350 · Telephone	-78.21	78.21
				05-5230 · Ordinance Misc. Exp.	-85.00	85.00
				05-6320 · Office Expense/Supplies	-128.72	128.72
				05-6330 · Postage	-33.70	33.70
TOTAL					-325.63	325.63
Bill Pmt -Ck.	15084	11/05/2015	Delineations	05-1035 · First State Bank		-6.12
Bill	1502740	11/05/2015		05-5650 · Misc. Traffic Control Exp.	-6.12	6.12
TOTAL					-6.12	6.12
Bill Pmt -Ck.	15085	11/05/2015	Galaway, Robbie	05-1035 · First State Bank		-633.33
Bill	Nov 2015	11/20/2015		05-5320 · Contract Agreement	-633.33	633.33
TOTAL					-633.33	633.33
Bill Pmt -Ck.	15086	11/05/2015	HLakes Newspapers	05-1035 · First State Bank		-586.95
Bill	8/14-9/11/15 stmt	09/30/2015		05-5060 · Tax Public Hearing/Publication	-586.95	586.95
TOTAL					-586.95	586.95
Bill Pmt -Ck.	15087	11/05/2015	Xerox Corporation	05-1035 · First State Bank		-330.69
Bill	081989115	11/01/2015		05-6325 · Lease-Copier	-330.69	330.69

City of Meadowlakes
Check Detail
November 2015

Type	Num	Date	Name	Account	Paid Amount	Original Amount
TOTAL					-330.69	330.69
Bill Pmt -Ck.	15088	11/17/2015	Card Service Center	05-1035 · First State Bank		-34.82
Bill	Oct 2015-1917	11/01/2015		05-5280 · Supplies/Miscellaneous	-18.23	18.23
				05-5380 · Supplies/Miscellaneous	-16.59	16.59
TOTAL					-34.82	34.82
Bill Pmt -Ck.	15089	11/19/2015	Marble Falls Area EMS	05-1035 · First State Bank		-2,791.67
Bill	1612	11/19/2015		05-6610 · Marble Falls EMS	-2,791.67	2,791.67
TOTAL					-2,791.67	2,791.67
Bill Pmt -Ck.	15090	11/19/2015	Marble Falls Area VFD	05-1035 · First State Bank		-3,094.58
Bill	Nov 2015	11/19/2015		05-6620 · Marble Falls Fire	-3,094.58	3,094.58
TOTAL					-3,094.58	3,094.58
Bill Pmt -Ck.	15091	11/24/2015	ATS	05-1035 · First State Bank		-247.50
Bill	I-636025	11/13/2015		05-2340 · Inspection Fees	-247.50	247.50
TOTAL					-247.50	247.50
Bill Pmt -Ck.	15092	11/24/2015	BCAD	05-1035 · First State Bank		-2,906.32
Bill	1st Q-Jan 2016	11/18/2015		05-5020 · Quarterly Expense	-2,906.32	2,906.32
TOTAL					-2,906.32	2,906.32
Bill Pmt -Ck.	15094	11/24/2015	Knight & Partners	05-1035 · First State Bank		0.00
TOTAL					0.00	0.00
Bill Pmt -Ck.	15095	11/24/2015	Paul Warren Construction	05-1035 · First State Bank		0.00
TOTAL					0.00	0.00
Bill Pmt -Ck.	15096	11/24/2015	Condor Document Service	05-1035 · First State Bank		-32.00
Bill	CML112015	11/20/2015		05-6355 · Miscellaneous	-32.00	32.00
TOTAL					-32.00	32.00

City of Meadowlakes
Check Detail
November 2015

Type	Num	Date	Name	Account	Paid Amount	Original Amount
Bill Pmt -Ck.	15097	11/24/2015	Knight & Partners	05-1035 · First State Bank		-225.00
Bill	2678	11/01/2015		05-6110 · City Attorney-General	-225.00	225.00
TOTAL					-225.00	225.00
Bill Pmt -Ck.	15098	11/24/2015	Paul Warren Construction	05-1035 · First State Bank		-500.00
Bill	permit 15-0062	11/20/2015		05-2300 · Building Committee Deposits	-500.00	500.00
TOTAL					-500.00	500.00
Total November 2015 General Fund Disbursements						-12,498.64

City of Meadowlakes-Utility Fund Profit & Loss Budget vs. Actual

October through November 2015

	Nov 15	Budget Nov 15	Year to Date	Budget Year to Date
Ordinary Income/Expense				
Income				
5010 · Water Revenue	34,843	35,274	84,673	73,719
5020 · Sewer Revenues	42,124	41,711	84,154	83,800
5030 · Garbage Revenue	16,800	16,645	33,508	33,290
5110 · Contract Services	7,083	7,083	14,167	14,166
5120 · Water Connect Fee Revenue	1,650	0	2,475	0
5130 · Sewer Connect Fee Revenue	1,450	0	2,175	0
5140 · Transfer Fee	200	225	325	600
5150 · Penalty & Interest Earned	1,011	586	1,844	1,430
5170 · Miscellaneous Revenues	58	350	71	675
5181 · Non-Rev-Xfer In-General Fund	0	0	0	0
5200 · Interest earned on Investments	2	0	2	0
Total Income	105,221	101,874	223,394	207,680
Gross Profit	105,221	101,874	223,394	207,680
Expense				
Total 6111 · Other Employee Expenses	52,561	57,249	93,093	101,396
Total 6200 · Administrative Expenses	3,560	3,060	23,102	23,270
6300 · Operating Expenses				
Total 6301 · Water Treatment Operational	4,762	5,600	11,915	13,950
Total 6302 · Wastewater Operational Exp	4,888	6,905	7,925	13,960
Total 6303 · Other Operational Expenses	7,798	17,345	11,784	22,511
Total 6500 · Solid Waste Collection' Exp	14,524	14,915	29,380	29,830
Total Operating Expense	31,972	44,765	61,004	80,251
Total 8200 · Transfer to Other Funds	15,166	15,166	30,334	30,332
Total 9140 · 2013 I&S Expenses	0	0	0	0
Total Expenses	103,259	120,240	207,533	235,249
Net Income	1,962	-18,366	15,861	-27,569

City of Meadowlakes-Utility Fund Profit & Loss Budget vs. Actual

October through November 2015

	Nov 15	Budget Nov 15	Year to Date	Budget Year to Date
Expense				
6100 - Employee Expenses				
6110 - Salaries & Wages				
6410 - Salaries Exempt Employees	8,859	7,945	13,885	13,243
6415 - Salaries & Wages-Non-Exempt	31,986	30,130	50,871	50,205
6416 - Overtime & Standby Pay	1,908	1,500	3,171	2,350
6417 - Longevity Pay-Exempt/Non-Exempt	0	6,400	0	6,400
Total 6110 - Salaries & Wages	42,753	45,975	67,927	72,198
6111 - Other Employee Expenses				
6116 - Unemployment Expense	0	1,750	0	1,750
6120 - FICA Expense	3,271	3,400	5,196	5,400
6140 - Worker's Compensation Insurance	0	0	8,975	10,000
6150 - Employee Insurance Expenses	4,377	4,833	7,577	9,666
6160 - Employee Retirement Expense	680	750	1,080	1,250
6170 - Employee Uniform Expense	232	291	526	582
6180 - Employee Training & Travel Exp	1,248	250	1,812	550
6560 - Miscellaneous Employee Expenses	0	0	0	0
Total 6111 - Other Employee Expenses	9,808	11,274	25,166	29,198
Total 6100 - Employee Expenses	52,561	57,249	93,093	101,396
6200 - Administrative Expenses				
6210 - Auditing Expense	0	0	0	0
6225 - Misc. Dues & Fees				
6226 - TECQ Fees	1,920	2,000	3,170	3,500
6227 - Other Misc. Dues & Fees	0	200	0	350
6225 - Misc. Dues & Fees - Other	25		75	
Total 6225 - Misc. Dues & Fees	1,945	2,200	3,245	3,850
6235 - Computer/Office Equip R&M	1,021	0	1,021	450
6240 - Software Update	0	0	102	0
6250 - Office Supplies	28	300	337	600
6255 - Postage Expense	0	0	917	750
6260 - Telephone Expense	430	480	450	960
6270 - Insurance - GL & Property	0	0	16,716	16,500
6280 - Bad Debts	0	0	0	0
6282 - Administrative-Miscellaneous	136	80	314	160
Total 6200 - Administrative Expenses	3,560	3,060	23,102	23,270
6300 - Operating Expenses				
6301 - Water Treatment Operational Exp				
6305 - Water Treatment Electrical	2,038	3,300	7,454	6,900

City of Meadowlakes-Utility Fund Profit & Loss Budget vs. Actual

October through November 2015

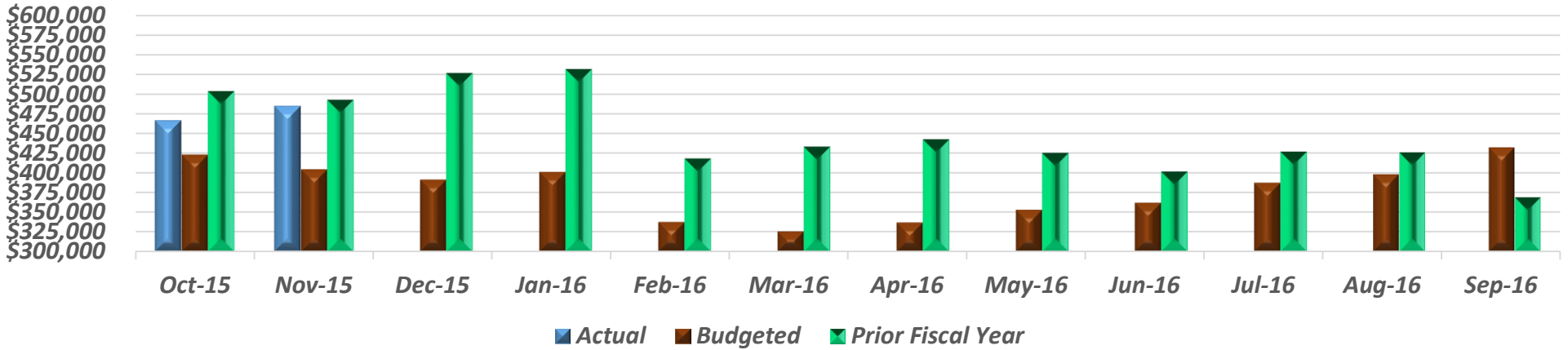
	Nov 15	Budget Nov 15	Year to Date	Budget Year to Date
6310 · Heating Fuel-WTP	0	0	0	0
6314 · R&M-Plant & Pump Station	188	1,000	214	1,500
6316 · WTP Chemical Expense	2,195	550	3,391	4,550
6320 · Water Outside Testing Expense	266	250	624	500
6328 · Distribution Repair & Maint.	75	500	232	500
6355 · Meter Purchased	0	0	0	0
6360 · Tap Materials-Water	0	0	0	0
Total 6301 · Water Treatment Operational Exp	4,762	5,600	11,915	13,950
6302 · Wastewater Operational Expenses				
6304 · Wastewater Electrical	1,637	2,580	3,915	5,160
6311 · Propane-Wastewater	0	0	0	0
6317 · WWTP Chemicals	199	350	399	700
6318 · Outside Testing Wastewater	99	225	197	450
6321 · Collection System R&M				
63212 · Lift Station Repairs	0	0	0	0
6321 · Collection System R&M - Other	108	0	269	150
Total 6321 · Collection System R&M	108	0	269	150
6322 · Irrigation Maintenance Expense	0	0	0	0
6324 · Irrigation Electric Subsidy	1,027	1,250	1,027	2,500
6327 · WWTP Repair & Maintenance	1,818	2,500	2,118	5,000
Total 6302 · Wastewater Operational Expenses	4,888	6,905	7,925	13,960
6303 · Other Operational Expenses				
63031 · Repair & Maintenance-Other				
6329 · R&M-Building/Misc.	1,589	1,000	2,219	2,000
63291 · Drainage Repair & Maintenance	0	0	0	0
6654 · Engineering Study	0	0	0	0
Total 63031 · Repair & Maintenance-Other	1,589	1,000	2,219	2,000
6330 · Vehicle Repair & Maintenance	1,496	600	2,390	1,175
6332 · Mahan Property Upkeep	0	0	0	0
6335 · Machinery Repair & Maintenance	995	1,250	1,962	2,500
6340 · Vehicle & Machinery Fuel				
6341 · Vehicle Fuel	709	1,170	1,549	2,336
6342 · Machinery Fuel	689	500	689	1,000
Total 6340 · Vehicle & Machinery Fuel	1,398	1,670	2,238	3,336
6345 · Equipment Lease/Rental	0	0	0	0
6350 · Miscellaneous Operational Exp.	0	0	350	500
6365 · Small Tools	0	325	305	500
6550 · Assets Purchased	2,320	12,500	2,320	12,500
Total 6303 · Other Operational Expenses	7,798	17,345	11,784	22,511

City of Meadowlakes-Utility Fund Profit & Loss Budget vs. Actual

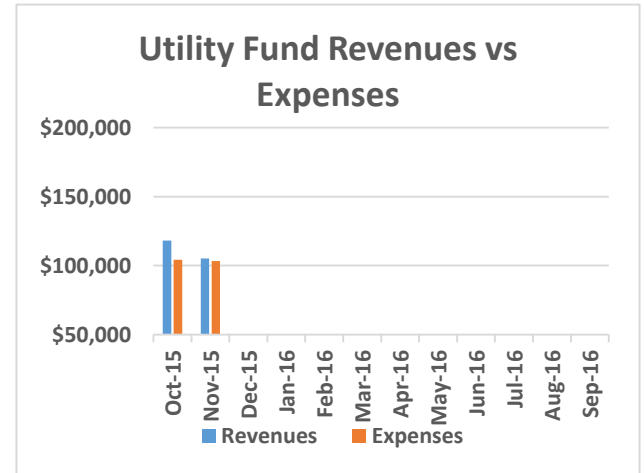
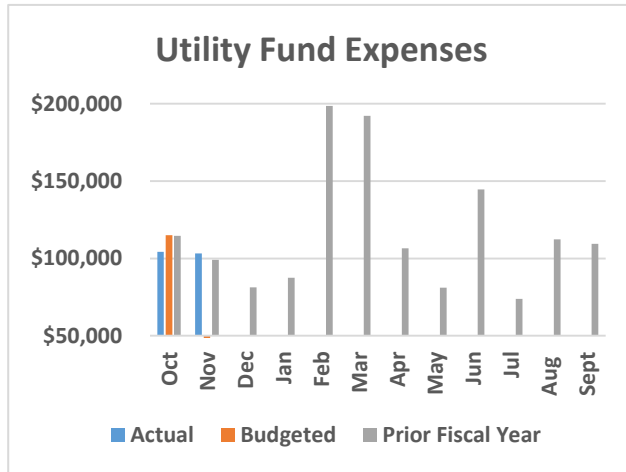
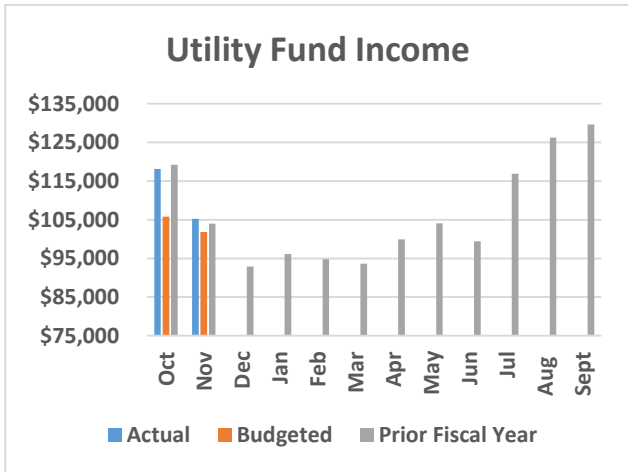
October through November 2015

	Nov 15	Budget Nov 15	Year to Date	Budget Year to Date
Total 6300 - Operating Expenses	17,448	29,850	31,624	50,421
6500 - Solid Waste Collection Expenses				
6510 - Garbage Service Expense	14,524	14,915	29,380	29,830
Total 6500 - Solid Waste Collection' Expenses	14,524	14,915	29,380	29,830
8200 - Transfer to Other Funds				
8220 - Transfer to Debt Service Fund	8,083	8,083	16,167	16,166
8240 - Transfer to RCC Fund	7,083	7,083	14,167	14,166
Total 8200 - Transfer to Other Funds	15,166	15,166	30,334	30,332
Total Expense	103,259	120,240	207,533	235,249
Net Ordinary Income	1,962	-18,366	15,861	-27,569
Other Expense				
9140 - 2013 I&S Expenses				
9141 - 2013 I&S Principal	0	0	0	0
9142 - 2013 I&S Interest	0	0	0	0
Total 9140 - 2013 I&S Expenses	0	0	0	0
Total Expenses	103,259	120,240	207,533	235,249
Net Fund Gain/(Loss)	1,962	(18,366)	15,861	(27,569)

Utility Fund Cash Flow



	Oct-15	Nov-15	Dec-15	Jan-16	Feb-16	Mar-16	Apr-16	May-16	Jun-16	Jul-16	Aug-16	Sep-16
Beginning Cash	\$431,518	\$466,252										
Cash Inflow	\$181,543	\$148,547										
Cash Outflow	\$146,809	\$130,071										
Ending Cash	\$466,252	\$484,728										
Increase/(Decrease) in Cash Since First of FY	\$ 34,734	\$ 18,476	\$ -	\$ -	\$ -	\$ -	\$ -	\$ -	\$ -	\$ -	\$ -	\$ -



City of Meadowlakes-Utility Fund

Check Detail

November 2015

Type	Num	Date	Name	Account	Paid Amount	Original Amount
Ck.	EFT	11/20/2015	State Comptroller	1015 · Ck.ing-1st State Bk.		-1,034.49
				3020 · Sales Tax Payable	-1,034.49	1,034.49
TOTAL					-1,034.49	1,034.49
Bill Pmt -Ck.	15191	11/04/2015	Ben or Rosalie Bryan	1015 · Ck.ing-1st State Bk.		-9.04
Bill	Deposit refund 10/15	10/30/2015		3010 · Service Deposits Payable	-9.04	9.04
TOTAL					-9.04	9.04
Bill Pmt -Ck.	15192	11/04/2015	Card Services - VISA	1015 · Ck.ing-1st State Bk.		-991.68
Bill	Oct 2015-1800	10/29/2015		6255 · Postage Exp.	-217.00	217.00
				6250 · Office Supplies	-199.04	199.04
				6282 · Administrative-Miscellaneous	-78.22	78.22
				1583 · RCC Receivable	-237.00	237.00
				1584 · POA Receivables	-98.00	98.00
				1515 · General Fund Receivables	-162.42	162.42
TOTAL					-991.68	991.68
Bill Pmt -Ck.	15193	11/04/2015	DPC Industries, Inc	1015 · Ck.ing-1st State Bk.		-299.11
Bill	767005878-15	10/29/2015		6316 · WTP Chemical Exp.	-299.11	299.11
TOTAL					-299.11	299.11
Bill Pmt -Ck.	15194	11/04/2015	Elliott Electric Supply	1015 · Ck.ing-1st State Bk.		-109.78
Bill	10/25/15 Invoice	10/25/2015		6365 · Small Tools	-70.27	70.27
				6314 · R&M-Plant & Pump Station	-26.49	26.49
				1583 · RCC Receivable	-13.02	13.02
TOTAL					-109.78	109.78
Bill Pmt -Ck.	15195	11/04/2015	Ewald Kubota, Inc.	1015 · Ck.ing-1st State Bk.		-130.59
Bill	3503654	10/28/2015		6335 · Machinery Repair & Maint.	-130.59	130.59
TOTAL					-130.59	130.59

City of Meadowlakes-Utility Fund

Check Detail

November 2015

Type	Num	Date	Name	Account	Paid Amount	Original Amount
Bill Pmt -Ck.	15196	11/04/2015	Grainger	1015 · Ck.ing-1st State Bk.		-61.06
Bill	9878900217	10/28/2015		6328 · Distribution Repair & Maint.	-22.06	22.06
				6329 · R&M-Building/Misc.	-39.00	39.00
TOTAL					<u>-61.06</u>	<u>61.06</u>
Bill Pmt -Ck.	15197	11/04/2015	Home Depot Credit Service:	1015 · Ck.ing-1st State Bk.		-437.86
Bill	10/21/15 stmt	10/21/2015		1583 · RCC Receivable	-146.91	146.91
				6328 · Distribution Repair & Maint.	-20.90	20.90
				6329 · R&M-Building/Misc.	-208.94	208.94
				6365 · Small Tools	-61.11	61.11
TOTAL					<u>-437.86</u>	<u>437.86</u>
Bill Pmt -Ck.	15198	11/04/2015	Juvenal Vazquez	1015 · Ck.ing-1st State Bk.		-500.00
Bill	JV1069	09/01/2015		6321 · Collection System R&M	-500.00	500.00
TOTAL					<u>-500.00</u>	<u>500.00</u>
Bill Pmt -Ck.	15199	11/04/2015	PEC	1015 · Ck.ing-1st State Bk.		-7,692.80
Bill	9/20/15 to 10/23/15	10/28/2015		6305 · Water Treatment Electrical	-5,415.47	5,415.47
				6304 · Wastewater Electrical	-2,277.33	2,277.33
TOTAL					<u>-7,692.80</u>	<u>7,692.80</u>
Bill Pmt -Ck.	15200	11/04/2015	Republic Services #843	1015 · Ck.ing-1st State Bk.		0.00
TOTAL					0.00	0.00
Bill Pmt -Ck.	15201	11/04/2015	RVS Software	1015 · Ck.ing-1st State Bk.		-102.33
Bill	135173	10/22/2015		6240 · Software Update	-102.33	102.33
TOTAL					<u>-102.33</u>	<u>102.33</u>
Bill Pmt -Ck.	15202	11/04/2015	Sprint	1015 · Ck.ing-1st State Bk.		-41.31
Bill	924324344-Oct 2015	10/26/2015		6260 · Telephone Exp.	-20.65	20.65

City of Meadowlakes-Utility Fund

Check Detail

November 2015

Type	Num	Date	Name	Account	Paid Amount	Original Amount
				1515 · General Fund Receivables	-20.66	20.66
TOTAL					-41.31	41.31
Bill Pmt -Ck.	15203	11/04/2015	Visa	1015 · Ck.ing-1st State Bk.		-656.64
Bill	Oct 2015-4241	10/25/2015		6335 · Machinery Repair & Maint.	-150.64	150.64
				6180 · Employee Training & Travel Exp	-506.00	506.00
TOTAL					-656.64	656.64
Bill Pmt -Ck.	15204	11/12/2015	AT&T Mobility	1015 · Ck.ing-1st State Bk.		-213.81
Bill	287262180.....2015	11/01/2015		6260 · Telephone Exp.	-213.81	213.81
TOTAL					-213.81	213.81
Bill Pmt -Ck.	15205	11/12/2015	Card Services - VISA	1015 · Ck.ing-1st State Bk.		-1,120.98
Bill	Oct 2015-1826	11/01/2015		1515 · General Fund Receivables	-99.99	99.99
				6235 · Computer/Office Equip R&M	-1,020.99	1,020.99
TOTAL					-1,120.98	1,120.98
Bill Pmt -Ck.	15206	11/12/2015	Debbie Holley	1015 · Ck.ing-1st State Bk.		-35.08
Bill	Nov 6, 2015	11/06/2015		6180 · Employee Training & Travel Exp	-35.08	35.08
TOTAL					-35.08	35.08
Bill Pmt -Ck.	15207	11/12/2015	Fastenal	1015 · Ck.ing-1st State Bk.		-36.21
Bill	TX00186475	11/01/2015		6329 · R&M-Building/Misc.	-36.21	36.21
TOTAL					-36.21	36.21
Bill Pmt -Ck.	15208	11/12/2015	Ferguson Enterprises	1015 · Ck.ing-1st State Bk.		-226.10
Bill	2994372	11/03/2015		1584 · POA Receivables	-226.10	226.10
TOTAL					-226.10	226.10
Bill Pmt -Ck.	15209	11/12/2015	Foxworth-Galbraith	1015 · Ck.ing-1st State Bk.		-162.59

City of Meadowlakes-Utility Fund

Check Detail

November 2015

Type	Num	Date	Name	Account	Paid Amount	Original Amount
Bill	10/31/15 Stmt	11/01/2015		1584 · POA Receivables	-102.26	102.26
				6327 · WWTP Repair & Maint.	-60.33	60.33
TOTAL					-162.59	162.59
Bill Pmt -Ck.	15210	11/12/2015	Interstate Battery Systems c	1015 · Ck.ing-1st State Bk.		-303.16
Bill	11-2-15 stmt	11/02/2015		1583 · RCC Receivable	-31.80	31.80
				6335 · Machinery Repair & Maint.	-271.36	271.36
TOTAL					-303.16	303.16
Bill Pmt -Ck.	15211	11/12/2015	Jerral or Amy Wyer	1015 · Ck.ing-1st State Bk.		-100.00
Bill	Deposit Refund	11/05/2015		3010 · Service Deposits Payable	-100.00	100.00
TOTAL					-100.00	100.00
Bill Pmt -Ck.	15212	11/12/2015	Lowe's	1015 · Ck.ing-1st State Bk.		-119.58
Bill	11/2/15 Stmt	11/02/2015		1583 · RCC Receivable	-75.96	75.96
				6329 · R&M-Building/Misc.	-43.62	43.62
TOTAL					-119.58	119.58
Bill Pmt -Ck.	15213	11/12/2015	NAPA-Third Coast Distributi	1015 · Ck.ing-1st State Bk.		-992.85
Bill	10/31/15 Stmt	10/31/2015		6335 · Machinery Repair & Maint.	-321.46	321.46
				6330 · Vehicle Repair & Maint.	-484.79	484.79
				6329 · R&M-Building/Misc.	-72.08	72.08
				6327 · WWTP Repair & Maint.	-114.52	114.52
TOTAL					-992.85	992.85
Bill Pmt -Ck.	15214	11/12/2015	Pinnacle Propane	1015 · Ck.ing-1st State Bk.		-688.98
Bill	10/31/15 Stmt	11/01/2015		6342 · Machinery Fuel	-688.98	688.98
TOTAL					-688.98	688.98
Bill Pmt -Ck.	15215	11/12/2015	TCEQ	1015 · Ck.ing-1st State Bk.		-1,250.00

City of Meadowlakes-Utility Fund

Check Detail

November 2015

Type	Num	Date	Name	Account	Paid Amount	Original Amount
Bill	CWQ0047073	10/31/2015		6226 · TECQ Fees	-1,250.00	1,250.00
TOTAL					-1,250.00	1,250.00
Bill Pmt -Ck.	15216	11/12/2015	Tractor Supply	1015 · Ck.ing-1st State Bk.		-24.99
Bill	10/30/15 Stmt	11/01/2015		6335 · Machinery Repair & Maint.	-24.99	24.99
TOTAL					-24.99	24.99
Bill Pmt -Ck.	15217	11/12/2015	US Oxo, LLC	1015 · Ck.ing-1st State Bk.		-425.42
Bill	10/31/15 Stmt	11/01/2015		6329 · R&M-Building/Misc.	-425.42	425.42
TOTAL					-425.42	425.42
Bill Pmt -Ck.	15218	11/12/2015	Wex Bk.	1015 · Ck.ing-1st State Bk.		-709.33
Bill	42971000	11/06/2015		6341 · Vehicle Fuel	-709.33	709.33
TOTAL					-709.33	709.33
Bill Pmt -Ck.	15219	11/17/2015	Card Services - VISA	1015 · Ck.ing-1st State Bk.		-984.22
Bill	Oct 2015-2501	11/01/2015		6282 · Administrative-Miscellaneous	-87.51	87.51
				1583 · RCC Receivable	-10.61	10.61
				6327 · WWTP Repair & Maint.	-90.23	90.23
				6330 · Vehicle Repair & Maint.	-57.60	57.60
				6329 · R&M-Building/Misc.	-710.28	710.28
				6250 · Office Supplies	-27.99	27.99
TOTAL					-984.22	984.22
Bill Pmt -Ck.	15220	11/17/2015	Chemtrade Chemicals US L	1015 · Ck.ing-1st State Bk.		-1,895.83
Bill	91650214	11/01/2015		6316 · WTP Chemical Exp.	-1,895.83	1,895.83
TOTAL					-1,895.83	1,895.83
Bill Pmt -Ck.	15221	11/17/2015	Curtis Foster	1015 · Ck.ing-1st State Bk.		-252.80
Bill	Nov 2015 refund	11/13/2015		1510 · Service Receivables	-152.80	152.80
				3010 · Service Deposits Payable	-100.00	100.00

City of Meadowlakes-Utility Fund

Check Detail

November 2015

Type	Num	Date	Name	Account	Paid Amount	Original Amount
TOTAL					-252.80	252.80
Bill Pmt -Ck.	15222	11/17/2015	DSHS Central Lab	1015 · Ck.ing-1st State Bk.		-158.97
Bill	11/3/15 Stmt	11/03/2015		6320 · Water Outside Testing Exp.	-158.97	158.97
TOTAL					-158.97	158.97
Bill Pmt -Ck.	15223	11/17/2015	PEC	1015 · Ck.ing-1st State Bk.		-1,027.26
Bill	Oct 2015	11/05/2015		6324 · Irrigation Electric Subsidy	-1,027.26	1,027.26
TOTAL					-1,027.26	1,027.26
Bill Pmt -Ck.	15224	11/17/2015	Republic Services #843	1015 · Ck.ing-1st State Bk.		-14,879.87
Bill	Oct 2015	10/30/2015		6510 · Garbage Service Exp.	-14,855.76	14,855.76
Bill	Oct 2015-0778	11/01/2015		6510 · Garbage Service Exp.	-24.11	24.11
TOTAL					-14,879.87	14,879.87
Bill Pmt -Ck.	15225	11/17/2015	TCEQ	1015 · Ck.ing-1st State Bk.		-1,919.95
Bill	PHSO157910	11/02/2015		6226 · TECQ Fees	-1,919.95	1,919.95
TOTAL					-1,919.95	1,919.95
Bill Pmt -Ck.	15226	11/04/2015	Aqua-Tech Laboratories, Inc	1015 · Ck.ing-1st State Bk.		-206.00
Bill	12954	11/16/2015		6320 · Water Outside Testing Exp.	-107.00	107.00
				6318 · Outside Testing Wastewater	-99.00	99.00
TOTAL					-206.00	206.00
Bill Pmt -Ck.	15227	11/04/2015	UniFirst Holdings, Inc.	1015 · Ck.ing-1st State Bk.		-231.60
Bill	8221785824	11/02/2015		6170 · Employee Uniform Exp.	-77.20	77.20
Bill	8221787968	11/09/2015		6170 · Employee Uniform Exp.	-77.20	77.20
Bill	8221790204	11/16/2015		6170 · Employee Uniform Exp.	-77.20	77.20
TOTAL					-231.60	231.60

City of Meadowlakes-Utility Fund

Check Detail

November 2015

Type	Num	Date	Name	Account	Paid Amount	Original Amount
Bill Pmt -Ck.	15228	11/04/2015	Verizon Southwest	1015 · Ck.ing-1st State Bk.		-273.33
Bill	Oct 2015	11/04/2015		6260 · Telephone Exp.	-215.78	215.78
				1515 · General Fund Receivables	-57.55	57.55
TOTAL					-273.33	273.33
Bill Pmt -Ck.	15229	11/19/2015	Ed's Auto Classic Upholster	1015 · Ck.ing-1st State Bk.		-720.00
Bill	0902	11/09/2015		6330 · Vehicle Repair & Maint.	-720.00	720.00
TOTAL					-720.00	720.00
Bill Pmt -Ck.	15230	11/24/2015	Debbie Holley	1015 · Ck.ing-1st State Bk.		-17.48
Bill	11-20-15	11/20/2015		6180 · Employee Training & Travel Exp	-17.48	17.48
TOTAL					-17.48	17.48
Bill Pmt -Ck.	15231	11/24/2015	DPC Industries, Inc	1015 · Ck.ing-1st State Bk.		-498.51
Bill	767006168-15	11/12/2015		6316 · WTP Chemical Exp.	-299.11	299.11
Bill	767006169-15	11/12/2015		6317 · WWTP Chemicals	-199.40	199.40
TOTAL					-498.51	498.51
Bill Pmt -Ck.	15232	11/24/2015	Grainger	1015 · Ck.ing-1st State Bk.		-203.22
Bill	9895664648	11/17/2015		6327 · WWTP Repair & Maint.	-203.22	203.22
TOTAL					-203.22	203.22
Bill Pmt -Ck.	15233	11/24/2015	Herb & Rita Hopkins	1015 · Ck.ing-1st State Bk.		-15.44
Bill	Dep Refund Nov 201	11/18/2015		3010 · Service Deposits Payable	-15.44	15.44
TOTAL					-15.44	15.44
Bill Pmt -Ck.	15234	11/24/2015	Holt Cat	1015 · Ck.ing-1st State Bk.		-313.58
Bill	PIMA0216443	11/16/2015		6335 · Machinery Repair & Maint.	-273.58	273.58
Bill	PIMA0216394	11/16/2015		6335 · Machinery Repair & Maint.	-40.00	40.00
TOTAL					-313.58	313.58

City of Meadowlakes-Utility Fund

Check Detail

November 2015

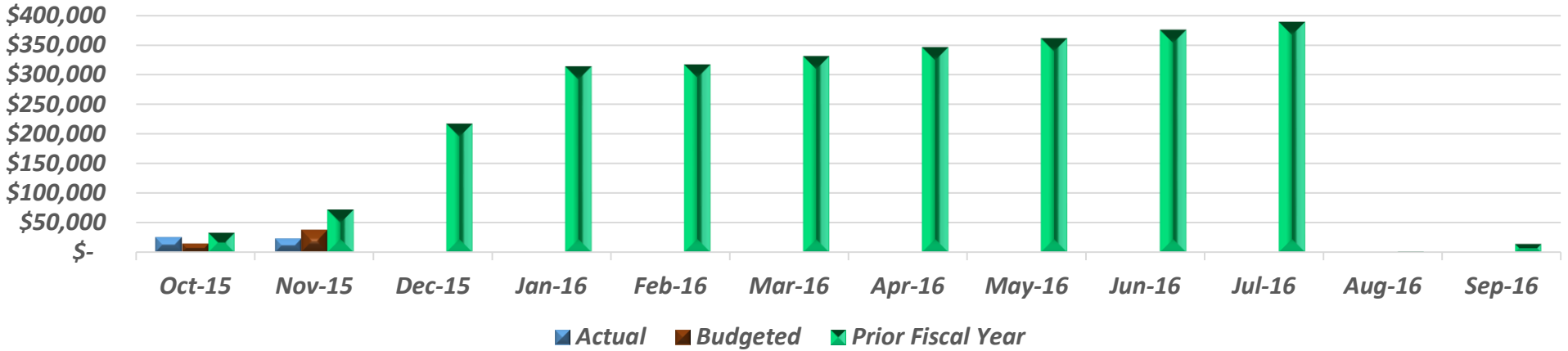
Type	Num	Date	Name	Account	Paid Amount	Original Amount
Bill Pmt -Ck.	15235	11/24/2015	Ranch Land Feed & Fertilizer	1015 · Ck.ing-1st State Bk.		-2,320.00
Bill	299229	11/09/2015		6550 · Assets Purchased	<u>-2,320.00</u>	<u>2,320.00</u>
TOTAL					-2,320.00	2,320.00
Bill Pmt -Ck.	15236	11/25/2015	Dale Felton	1015 · Ck.ing-1st State Bk.		-10.84
Bill	Dep ref balance	11/27/2015		3010 · Service Deposits Payable	<u>-10.84</u>	<u>10.84</u>
TOTAL					-10.84	10.84
Total November 2015 Utility Fund Disbursements						44,404.67

City of Meadowlakes Debt Service Profit & Loss Budget vs. Actual

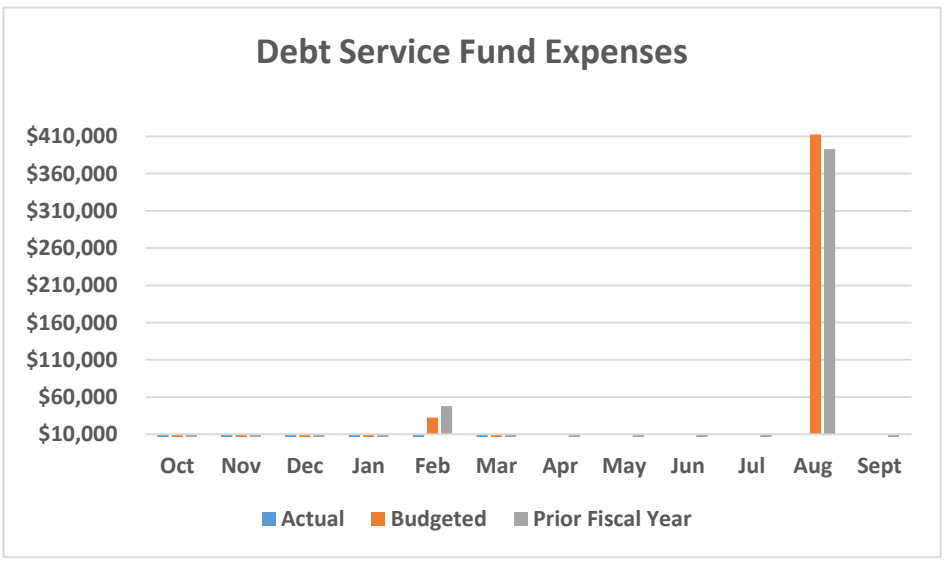
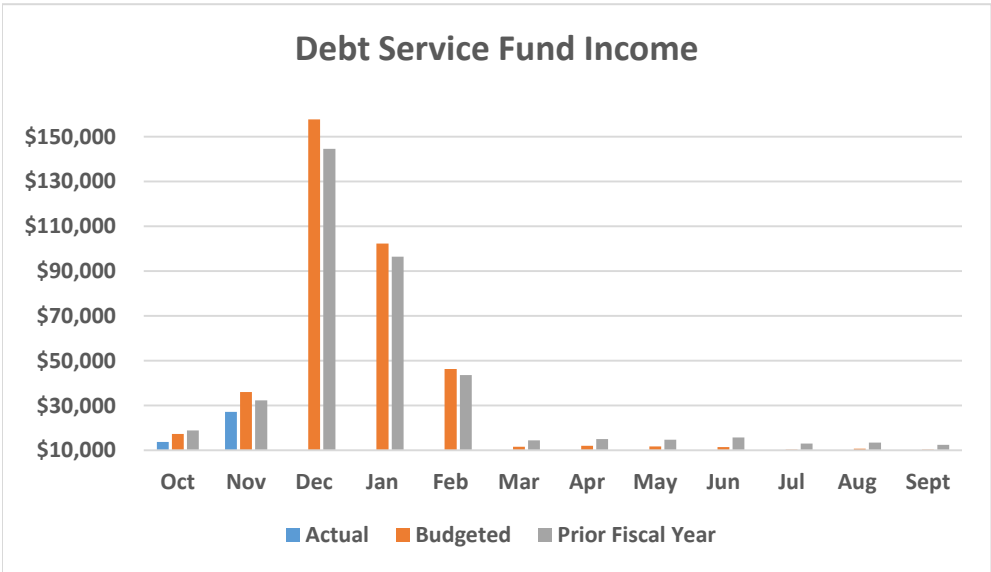
October through November 2015

	Nov 15	Budget Nov 15	Year-to-Date	Budget Year-to- Date
Ordinary Income/Expense				
Income				
06-4120 · Ad Valorem Tax	27,081	36,000	29,207	45,000
06-5440 · Interest Earned on Investments	3	15	4	25
Total Income	27,084	36,015	29,211	45,025
Expense				
06-9000 · 2008 Bond Expense				
06-9050 · 2008 Bond Principal	-	-	-	-
06-9070 · 2008 Bid Interest Expense	-	-	-	-
Total 06-9000 · 2008 Bond Expense	-	-	-	-
06-9100 · 2013 Bond Expense				
06-9150 · 2013 Bond Principal	-	-	-	-
06-9170 · 2013 Bond Interest Expense	-	-	-	-
Total 06-9100 · 2013 Bond Expense	-	-	-	-
Total Expense	-	-	-	-
Net Ordinary Income	27,084	36,015	29,211	45,025
Other Income/Expense				
Other Income				
06-8200 · Transfer In from Other Funds	8,083	8,250	16,167	16,500
Total Other Income	8,083	8,250	16,167	16,500
Net Other Income	8,083	8,250	16,167	16,500
Net Income	35,167	44,265	45,378	61,525

Debt Service Fund Cash Flow



	Oct-15	Nov-15	Dec-15	Jan-16	Feb-16	Mar-16	Apr-16	May-16	Jun-16	Jul-16	Aug-16	Sep-16
Beginning Cash	\$ 13,756	\$ 23,966	\$ 45,922									
Cash Inflow	\$ 10,210	\$ 21,956										
Cash Outflow	\$ 0	\$ 0										
Ending Cash	\$ 23,966	\$ 45,922										
Increase/(Decrease) in Cash Since First of FY	\$ 10,210	\$ 21,956	\$ (45,922)	\$ -	\$ -	\$ -	\$ -	\$ -	\$ -	\$ -	\$ -	\$ -



Recreation & Country Club Division
Profit & Loss

October 2015

	<u>Nov-15</u>	<u>Year-to-Date</u>
Ordinary Income/Expense		
Income		
Revenue		
Pre Paid		
Cart-Trail Fees	\$5,087	\$10,086
Family	\$1,068	\$2,136
Couple	\$2,822	\$5,810
Single	\$6,355	\$12,865
Social	\$520	\$1,080
Gold Key	\$397	\$793
Tennis	\$85	\$170
Maintenance/Medical	\$384	\$800
Non-Resident	\$1,140	\$2,169
Silver Key	\$1,050	\$2,310
Prepaid	\$0	\$0
Winter Texans	\$0	\$1
Lifetime	\$1,500	\$1,500
Total Pre-Paid	\$20,408	\$39,720
Golf Shop Revenues		
Cart Rentals	\$3,476	\$13,117
Green Fees	\$9,383	\$23,657
Merchandise	\$2,394	\$5,341
Range	\$1,648	\$3,839
Tournaments	\$8	\$33
Total Golf Shop Revenues	\$16,909	\$45,987
Tennis/Swimming Revenue	\$0	\$89
Food and Beverage Revenue		
Food Sales	\$13,388	\$27,072
Beverage Sales	\$963	\$1,954
Beer Sales	\$2,380	\$5,401
Liquor Sales	\$1,121	\$2,975
Wine Sales	\$673	\$1,572
Total Food and Beverage Revenue	\$18,525	\$38,974
03-5090 - Interest Earned	\$0	\$2
Total 03-5000 - Revenue	\$55,842	\$124,772
Total Income	\$55,842	\$124,772
Expense		
03-6000 - Administrative Expenditures		
03-6010 - Payroll Expenditures		
03-6011 - Wages - Full Time	\$1,716	\$2,596
03-6015 - Payroll Tax	\$131	\$198
03-6017 - Retirement	\$27	\$41
Total 03-6010 - Payroll Expenditures	\$1,874	\$2,835
03-6039 - Other Administrative Expenses		
03-6040 - Office Supplies	\$7	\$97
03-6042 - Postage	\$98	\$98
03-6045 - Advertising	\$420	\$920
Bank Credit Card Expenses	\$0	\$1,045
Cash Over/Short	\$64	\$65
03-6039 - Other Administrative Expenses - Other	\$70	\$655
Total 03-6039 - Other Administrative Expenses	\$659	\$2,880

Recreation & Country Club Division
Profit & Loss

October 2015

	<u>Nov-15</u>	<u>Year-to-Date</u>
03-6068 - House Maintenance Expenses		
03-6050-Telephone	\$38	\$38
03-6052-Electric	\$1,462	\$1,462
03-6055 - Utilities-Water & Sewer	\$280	\$539
03-6081 - Cleaning Service	\$474	\$669
03-6101-House Supplies	\$213	\$213
Total 03-6068 - House Maintenance Expenses	\$2,467	\$2,921
03-6080 - Building Maintenance	\$190	\$393
03-6000 - Administrative Expenditures - Other	\$0	\$199
Total 03-6000 - Administrative Expenditures	\$5,191	\$9,229
03-6100 - Pro Shop Expenditures		
03-6110 - Payroll		
03-6111 - Wages - Full Time	\$4,942	\$6,626
03-6112 - Wages Part Time/Seasonal	\$6,230	\$8,657
03-6115 - Payroll Tax	\$855	\$1,169
03-6117 - Retirement	\$87	\$114
03-6118 - Health Care	\$0	\$295
Total 03-6110 - Payroll	\$12,114	\$16,861
03-6121 - Other Pro-Shop Expenses		
03-6120 - Driving Range	\$0	\$2,830
03-6122 - Miscellaneous and Supplies	\$431	\$649
03-6123 - Pro-Shop Consumable Supplies	\$56	\$125
Total 03-6121 - Other Pro-Shop Expenses	\$487	\$3,604
03-6160 - Inventory Purchased	\$1,693	\$4,456
Total 03-6100 - Pro Shop Expenditures	\$14,294	\$24,921
03-6200 - Golf Carts Expenditures		
03-6210 - Lease/Purchase	\$2,717	\$5,777
Total 03-6200 - Golf Carts Expenditures	\$2,717	\$5,777
03-6300 - Grounds Maintenance Expenditure		
03-6310 - Payroll		
03-6311 - Wages - Full Time	\$13,255	\$17,774
03-6312 - Wages - Part Time/Seasonal	\$5,939	\$7,863
03-6315 - Payroll Tax Exp	\$1,493	\$2,011
03-6317 - Retirement Exp	\$270	\$342
03-6318 - Health Care Exp	\$0	\$894
Total 03-6310 - Payroll	\$20,957	\$28,884
03-6321 - Other Golf Course Maint. Exp.		
03-6320 - Fuel & Lubricants	\$678	\$694
03-6322 - Fertilizer	\$468	\$1,204
03-6324 - Chemicals	\$7,161	\$7,401
03-6329 - Equipment Maint & Repair	\$471	\$1,161
03-6332 - Irrigation Repair & Maint.	\$824	\$1,078
03-6330-Pond Maintenance	\$2,880	\$2,880
03-6340 - Utilities		
03-6342-Electric	\$242	\$242
03-6346 - Sewer & Water	\$101	\$320
03-6370 - Raw Water Purchase	\$0	\$2,385
Total 03-6340 - Utilities	\$343	\$2,947

Recreation & Country Club Division
Profit & Loss

October 2015

	<u>Nov-15</u>	<u>Year-to-Date</u>
03-6380 · Other Grounds Maint Exp	\$329	\$343
Total 03-6321 · Other Golf Course Maint. Exp.	\$13,153	\$17,708
03-6360 Equipment Lease/Purchase Expense		
03-6362 Machinery Lease	\$810	\$1,620
03-6363 Machinery Interest	\$72	\$144
Total 03-6360 Machinery Lease/Purchase Expense	\$882	\$1,764
Total 03-6300 · Grounds Maintenance Expenditure	\$34,992	\$48,356
03-6500 · Food & Beverage Expenses		
03-6510 · Payroll & Payroll Expense		
03-6511 · Wages - Full Time	\$11,653	\$16,024
03-6512 · Wages - Part Time/Seasonal	\$6,757	\$9,879
03-6515 · Payroll Tax Expense	\$1,388	\$1,953
03-6517 · Retirement Expense	\$185	\$233
03-6518 · Health Care Expense	\$0	\$656
Total 03-6510 · Payroll & Payroll Expense	\$19,983	\$28,745
03-6521 · Other Food & Beverage Expenses		
Alcohol Tax	\$491	\$989
Licenses/Permits	\$2,102	\$2,102
03-6053 · Propane	\$630	\$993
03-6520-Televisoin	\$26	\$26
03-6540 · Supplies		
03-6545 · Restaurant-Consumable Supplies	\$224	\$949
03-6547 · Beer/Wine	\$1,232	\$2,830
03-6548 · Liquor Expense	\$150	\$344
03-6549 · Food Exp	\$4,871	\$9,192
03-6550 · Beverage Expense	\$13	\$110
03-6552 · Other Food & Beverage Supplies	\$93	\$203
03-6572 · Other Misc. Restaurant Expenses	\$142	\$266
03-6573 · Linen	\$83	\$372
Total 03-6540 · Supplies	\$6,808	\$14,267
03-6560 · Equipment Rental	\$80	\$150
Total 03-6521 · Other Food & Beverage Expenses	\$10,138	\$15,435
Total 03-6500 · Food & Beverage Expenses	\$30,121	\$44,180
03-6800 · RCC Expenses		
03-6030 · Insurance	\$0	\$22,911
03-6805 · Capital Purchases less than \$5K	\$0	\$3,250
03-6811 · Irrigation System Repair	\$0	\$702
03-6910 · Club Building R&M	\$195	\$711
Total 03-6800 · RCC Expenses	\$195	\$27,574
03-6801 · Miscellaneous Expenses	\$0	\$0
Total Expense	\$87,510	\$160,036
Net Ordinary Income	-\$31,668	-\$35,264

Recreation & Country Club Division
Profit & Loss

October 2015

	<u>Nov-15</u>	<u>Year-to-Date</u>
Other Income/Expense		
Other Income		
03-8010 · Transfer In from other Funds		
03-8020 · Transfer in from Utility Fund	\$7,083	\$14,166
Total 03-8010 · Transfer In from other Funds	<u>\$7,083</u>	<u>\$14,166</u>
Total Other Income	<u>\$7,083</u>	<u>\$14,166</u>
Net Other Income	<u>\$7,083</u>	<u>\$14,166</u>
Net Income	<u><u>-\$24,585</u></u>	<u><u>-\$21,098</u></u>
Food and Beverage		
Food and Beverage Revenue	\$18,525	\$38,974
03-6500 · Food & Beverage Expenses	<u>\$30,121</u>	<u>\$44,180</u>
Food and Beverage Net Gain/Loss	<u>-\$11,596</u>	<u>-\$5,206</u>