

# City of Meadowlakes

## Condensed Review of Financial Statements

### General Fund

	Actual Oct '14	Budgeted Oct '14	Actual Year to Date FY 15	Budgeted Year to Date FY15		
Revenues	\$ 19,646	\$ 15,475	\$ 19,646	\$ 15,475	Beginning Cash Balance 10/01/14	\$ 367,791
Expenses	\$ 36,073	\$ 35,083	\$ 36,073	\$ 35,083	Ending Cash Balance 10/31/14	\$ 353,250
Net Gain/(Loss)	<u>\$ (16,428)</u>	<u>\$ (19,608)</u>	<u>\$ (16,428)</u>	<u>\$ (19,608)</u>	Difference Beginning Cash and Ending Cash	\$ (14,541)
	Actual Oct'13	Budgeted Oct '13	Actual Year to Date FY14	Budgeted Year to Date FY14		
Revenues	\$ 15,699	\$ 12,435	\$ 15,699	\$ 12,435	Beginning Cash Balance 10/01/13	\$ 321,809
Expenses	\$ 40,531	\$ 44,037	\$ 40,531	\$ 44,037	Ending Cash Balance 10/31/13	\$ 296,380
Net Gain/(Loss)	<u>\$ (24,832)</u>	<u>\$ (31,602)</u>	<u>\$ (24,832)</u>	<u>\$ (31,602)</u>	Difference Beginning Cash and Ending Cash	\$ (25,429)
					Change in Cash from 10/31/13 to 10/31/14	\$ 56,870

**Review:**

Revenues for Oct. 14 were \$3,947 greater than those of Oct. 13  
 Expenses for Oct. 14 were \$4,458 less than those of Oct. 13  
 Net Loss for Oct. 14 was \$8,000 less than for Oct. 13

### Utility Fund

	Actual Oct '14	Budgeted Oct '14	Actual Year to Date	Budgeted Year to Date		
Revenues	\$ 117,563	\$ 102,713	\$ 117,563	\$ 102,713	Beginning Cash Balance 10/01/14	\$ 529,882
Expenses	\$ 112,132	\$ 116,630	\$ 112,132	\$ 116,630	Ending Cash Balance 10/31/14	\$ 502,758
Net Gain/(Loss)	<u>\$ 5,430</u>	<u>\$ (13,917)</u>	<u>\$ 5,430</u>	<u>\$ (13,917)</u>	Difference Beginning Cash and Ending Cash	\$ (27,124)
	Actual Oct'13	Budgeted Oct '13	Actual Year to Date FY14	Budgeted Year to Date FY14		
Revenues	\$ 97,784	\$ 94,658	\$ 97,784	\$ 94,658	Beginning Cash Balance 10/01/13	\$ 530,600
Expenses	\$ 128,569	\$ 134,965	\$ 128,569	\$ 134,965	Ending Cash Balance 10/31/13	\$ 476,306
Net Gain/(Loss)	<u>\$ (30,785)</u>	<u>\$ (40,307)</u>	<u>\$ (30,785)</u>	<u>\$ (40,307)</u>	Difference Beginning Cash and Ending Cash	\$ (54,294)
					Change in Cash from 10/31/13 to 10/31/14	\$ 26,452

# City of Meadowlakes

## Condensed Review of Financial Statements

**Review:**

Revenues for Oct. 14 were \$19,749 greater than those of Oct. 13

Expenses for Oct. 14 were \$16,437 less than those of Oct. 13

Net Loss for Oct. 14 was \$36,215 greater than for Oct. 13

### Recreation Fund

	Actual Oct '14	Budgeted Oct '14	Actual Year to Date FY 15	Budgeted Year to Date FY15			
Revenues/Transfer In	\$ 4,100	\$ 4,120	\$ 4,100	\$ 74,120	Beginning Cash Balance 10/01/14	\$	45,166
Expenses	\$ 1,323	\$ 725	\$ 1,323	\$ 725	Ending Cash Balance 10/31/14	\$	41,020
Net Gain/(Loss)	<u>\$ 2,777</u>	<u>\$ 3,395</u>	<u>\$ 2,777</u>	<u>\$ 73,395</u>	Difference Beginning Cash and Ending Cash	\$	(4,146)
	Actual Oct'13	Budgeted Oct '13	Actual Year to Date FY14	Budgeted Year to Date FY14			
Revenues	\$ -	\$ 1,000	\$ -	\$ 1,000	Beginning Cash Balance 10/01/13	\$	30,250
Expenses	\$ 15,486	\$ 5,000	\$ 15,486	\$ 5,000	Ending Cash Balance 10/31/13	\$	14,651
Net Gain/(Loss)	<u>\$ (15,486)</u>	<u>\$ (4,000)</u>	<u>\$ (15,486)</u>	<u>\$ (4,000)</u>	Difference Beginning Cash and Ending Cash	\$	(15,599)
					Change in Cash from 10/31/13 to 10/31/14	\$	26,369

**review:**

Revenues for Oct. 14 were \$4,100 greater than those of Oct. 13

Expenses for Oct. 14 were \$14,163 less than those of Oct. 13

Net Gain for Oct. 14 was \$17,963 less than for Oct. 13

### Debt Service

	Actual Oct '14	Budgeted Oct '14	Actual Year to Date FY 15	Budgeted Year to Date FY15			
Revenues/Transfer In	\$ 34,474	\$ 3,000	\$ 23,126	\$ 300	Beginning Cash Balance 10/01/14	\$	13,915
Expenses	\$ -	\$ -	\$ -	\$ -	Ending Cash Balance 10/31/14	\$	32,706
Net Gain/(Loss)	<u>\$ 34,474</u>	<u>\$ 3,000</u>	<u>\$ 23,126</u>	<u>\$ 300</u>	Difference Beginning Cash and Ending Cash	\$	18,791
	Actual Oct '14	Budgeted Oct '14	Actual Year to Date FY 15	Budgeted Year to Date FY15			
Revenues	\$ 19,938	\$ 17,450	\$ 19,938	\$ 17,450	Beginning Cash Balance 10/01/13	\$	2,055
Expenses	\$ -	\$ -	\$ -	\$ -	Ending Cash Balance 10/31/13	\$	29,859
Net Gain/(Loss)	<u>\$ 19,938</u>	<u>\$ 17,450</u>	<u>\$ 19,938</u>	<u>\$ 17,450</u>	Difference Beginning Cash and Ending Cash	\$	27,804
					Change in Cash from 10/31/13 to 10/31/14	\$	2,847

*City of Meadowlakes*  
**Combined Balance Sheet**  
as of 10-31-14

	General Fund	Utility Fund	Debt Service Fund	Recreation Fund	Total Memorandum Only
<b><u>ASSETS</u></b>					
<b><u>Current Assets</u></b>					
Cash	\$ 110,953	\$ 147,178	\$ 32,769	\$ 41,021	\$ 331,921
Restrictive	\$ -	\$ 5,621	\$ -	\$ -	\$ 5,621
Invested Funds	\$ 240,000	\$ 350,000	\$ -	\$ -	\$ 590,000
<b><i>Total Cash</i></b>	<b>\$ 350,953</b>	<b>\$ 502,799</b>	<b>\$ 32,769</b>	<b>\$ 41,021</b>	<b>\$ 927,542</b>
<b><u>Accounts Receivable</u></b>					
Long Term Receivables	\$ -	\$ 278,394	\$ -	\$ -	\$ 278,394
Current Receivables.	\$ 7,624	\$ 83,344	\$ 6,583	\$ 7,121	\$ 104,672
<b><i>Totals Receivables</i></b>	<b>\$ 7,624</b>	<b>\$ 361,738</b>	<b>\$ 6,583</b>	<b>\$ 7,121</b>	<b>\$ 383,066</b>
<b><u>Inventory</u></b>	<b>\$ -</b>	<b>\$ 33,277</b>	<b>\$ -</b>	<b>\$ -</b>	<b>\$ 33,277</b>
<b><u>Total Current Assets</u></b>	<b>\$ 358,577</b>	<b>\$ 897,814</b>	<b>\$ 39,352</b>	<b>\$ 48,142</b>	<b>\$ 1,343,885</b>
<b><u>Fixed Assets</u></b>	<b>\$ -</b>	<b>\$ 3,823,968</b>	<b>\$ 282,240</b>	<b>\$ 94,618</b>	<b>\$ 4,200,826</b>
<b>TOTAL ASSETS</b>	<b>\$ 358,577</b>	<b>\$ 4,721,782</b>	<b>\$ 321,592</b>	<b>\$ 142,760</b>	<b>\$ 5,544,711</b>

***City of Meadowlakes***  
**Combined Balance Sheet**  
**as of 10-31-14**

	General Fund	Utility Fund	Debt Service Fund	Recreation Fund	Total Memorandum Only
<b><u>LIABILITIES &amp; EQUITY</u></b>					
<b><u>Current Liabilities</u></b>					
Accounts Payable	\$ 9,824	\$ 22,520	\$ -	\$ 37	\$ 32,381
Service Deposits Payable	\$ -	\$ 83,775	\$ -	\$ -	\$ 83,775
Accured Interest Payable	\$ -	\$ 719	\$ -	\$ -	\$ 719
Restrictive Funds	\$ 13,475	\$ 17,127	\$ -	\$ 2,267	\$ 32,869
Accured Employee Vacation	\$ -	\$ 12,282	\$ -	\$ -	\$ 12,282
Other Liabilities	\$ 7,424	\$ -	\$ (9,139)	\$ -	\$ (1,715)
Prior Year Adjustments	\$ -	\$ 296,586	\$ -	\$ 99,677	\$ 396,263
<b><i>Total Current Liabilities</i></b>	<b>\$ 30,723</b>	<b>\$ 433,009</b>	<b>\$ (9,139)</b>	<b>\$ 101,981</b>	<b>\$ 556,573</b>
<b><u>Long Term Liabilities</u></b>					
2013 Lease/Purchase Water Tank	\$ -	\$ 280,258	\$ -	\$ -	\$ 280,258
<b><i>Total Long Term Liabilities</i></b>	<b>\$ -</b>	<b>\$ 280,258</b>	<b>\$ -</b>	<b>\$ -</b>	<b>\$ 280,258</b>
					\$ -
<b><u>Total Liabilliteies</u></b>	<b>\$ 30,723</b>	<b>\$ 713,267</b>	<b>\$ (9,139)</b>	<b>\$ 101,981</b>	<b>\$ 836,832</b>
<b><u>Equity</u></b>					
Retained Earngings	\$ 260,789	\$ 480,066	\$ -	\$ (71,456)	\$ 669,399
Fund Balance	\$ 83,493	\$ 180,681	\$ 296,255	\$ -	\$ 560,430
Reserved for Inventories	\$ -	\$ 21,711	\$ -	\$ -	\$ 21,711
Fixed Assets	\$ -	\$ 3,316,343	\$ -	\$ 76,084	\$ 3,392,427
Other Funds	\$ -	\$ 4,283	\$ -	\$ 33,375	\$ 37,658
Net Income	\$ (16,428)	\$ 5,430	\$ 34,476	\$ 2,777	\$ 26,256
<b><u>Total Equity</u></b>	<b>\$ 327,855</b>	<b>\$ 4,008,515</b>	<b>\$ 330,731</b>	<b>\$ 40,780</b>	<b>\$ 4,707,881</b>
<b><i>TOTAL LIABILITIES &amp; EQUITY</i></b>	<b>\$ 358,578</b>	<b>\$ 4,721,782</b>	<b>\$ 321,592</b>	<b>\$ 142,761</b>	<b>\$ 5,544,713</b>

# City of Meadowlakes

## Investment of Funds

### Total Funds Invested as of October 31, 2014

	Maturity Date	CD#	Amount Invested	Type of Account
<b>General Fund</b>				
First State Bank of Central Texas	N/A	N/A	\$ 110,953	Checking
First State Bank of Central Texas	12/08/14	31961	\$ 50,000	CD @0.2%
First State Bank of Central Texas	12/08/14	31962	\$ 50,000	CD @0.2%
First State Bank of Central Texas	12/08/14	31963	\$ 50,000	CD @0.2%
First State Bank of Central Texas	12/08/14	31964	\$ 50,000	CD @0.2%
First State Bank of Central Texas	01/25/15	31972	\$ 40,000	CD @0.2%
<b>Total Fund Invested</b>			<b>\$ 350,953</b>	
<b>Utility Fund</b>				
First State Bank of Central Texas	N/A	N/A	\$ 152,799	Checking
First State Bank of Central Texas	12/15/2014	131959	\$ 50,000	CD
First State Bank of Central Texas	1/14/2015	131955	\$ 100,000	CD
First State Bank of Central Texas	2/13/2015	131956	\$ 100,000	CD
First State Bank of Central Texas	12/15/2015	131957	\$ 100,000	CD
<b>Total Fund Invested</b>			<b>\$ 502,799</b>	
<b>Debt Service Fund</b>				
First State Bank of Central TX-Debt	n/a		\$ 32,769	Checking
<b>Total Fund Invested</b>			<b>\$ 32,769</b>	
<b>Recreation Fund</b>				
First State Bank of Central TX	n/a		\$ 41,021	Checking
<b>Total Investments</b>			<b>\$ 927,542</b>	

# City of Meadowlakes

## General Fund

### Profit Loss Budget vs. Actual

	Actual Oct'14	Budgeted Oct '14	Year to Date	Budgeted Year to Date
<b><u>Income</u></b>				
Ad Valorem Tax Income	\$ 7,453	\$ 3,490	\$ 7,453	\$ 3,490
Franchise Fee Income	\$ 11,897	\$ 10,975	\$ 11,897	\$ 10,975
Inspection Income	\$ 5	\$ 400	\$ 5	\$ 400
Judicial (Court) Income	\$ -	\$ 250	\$ -	\$ 250
Miscellaneous Income	\$ 290	\$ 360	\$ 290	\$ 360
<b>Total Income</b>	<b>\$ 19,646</b>	<b>\$ 15,475</b>	<b>\$ 19,646</b>	<b>\$ 15,475</b>
<b><u>Expenses</u></b>				
<b>Administrative Expenses</b>				
Employee Expenses	\$ 14,186	\$ 13,925	\$ 14,186	\$ 13,925
Administrative/Office Expenses	\$ 1,748	\$ 1,580	\$ 1,748	\$ 1,580
Insurance Expenses	\$ 5,490	\$ 6,410	\$ 5,490	\$ 6,410
Judicial (Court) Expense	\$ 1,446	\$ 300	\$ 1,446	\$ 300
Building and Facility Expenses	\$ 1,367	\$ 1,415	\$ 1,367	\$ 1,415
<b>Total Administrative Expenses</b>	<b>\$ 24,236</b>	<b>\$ 23,630</b>	<b>\$ 24,236</b>	<b>\$ 23,630</b>
<b>Public Safety &amp; Ordinance Enforcement Expenses</b>				
Ordinance Enforcement Expenses	\$ 1,424	\$ 1,225	\$ 1,424	\$ 1,225
Animal Control Expenses	\$ 935	\$ 1,008	\$ 935	\$ 1,008
Traffic Control Expenses	\$ 3,164	\$ 3,750	\$ 3,164	\$ 3,750
Contracted Emergency Services Expenses	\$ 5,470	\$ 5,470	\$ 5,470	\$ 5,470
<b>Total Public Safety &amp; Ordinance Enforcement Expenses</b>	<b>\$ 10,993</b>	<b>\$ 11,453</b>	<b>\$ 10,993</b>	<b>\$ 11,453</b>
<b>Total Operating Expenses</b>	<b>\$ 35,229</b>	<b>\$ 35,083</b>	<b>\$ 35,229</b>	<b>\$ 35,083</b>
<b>Non-Operating Expenses</b>	<b>\$ -</b>	<b>\$ -</b>	<b>\$ -</b>	<b>\$ -</b>
<b>Capital Expenditures over \$5,000</b>	<b>\$ 844</b>	<b>\$ -</b>	<b>\$ 844</b>	<b>\$ -</b>
<b>Total Fund Expenses</b>	<b>\$ 36,073</b>	<b>\$ 35,083</b>	<b>\$ 36,073</b>	<b>\$ 35,083</b>
<b>Net Gain/(Loss)</b>	<b>\$ (16,428)</b>	<b>\$ (19,608)</b>	<b>\$ (16,428)</b>	<b>\$ (19,608)</b>

# City of Meadowlakes

## General Fund

### Profit Loss Budget vs. Actual

	Actual Oct'14	Budgeted Oct '14	Year to Date	Budgeted Year to Date
<b><u>Ordinary Income/Expense</u></b>				
<b>Income</b>				
05-4120 · Ad Valorem Tax	\$ 7,453	\$ 3,490	\$ 7,453	\$ 3,490
05-4121 · Franchise Fees				
05-4140 · PEC Franchise Tax	\$ 11,520	\$ 10,575	\$ 11,520	\$ 10,575
05-4160 · Cable Franchise Tax	\$ -	\$ -	\$ -	\$ -
05-4170 · Telephone Franchise Tax	\$ 33	\$ -	\$ 33	\$ -
05-4121 · Franchise Fees - Other	\$ -	\$ -	\$ -	\$ -
<b>Total 05-4121 · Franchise Fees</b>	<b>\$ 11,552</b>	<b>\$ 10,575</b>	<b>\$ 11,552</b>	<b>\$ 10,575</b>
05-4180 · Liquor Tax	\$ 345	\$ 400	\$ 345	\$ 400
05-4200 · City Bldgs. Permits				
05-4220 · Home Permits	\$ -	\$ 200	\$ -	\$ 200
05-4240 · Remodeling Permits	\$ -	\$ 75	\$ -	\$ 75
05-4260 · Fence & Decks Permits	\$ -	\$ 75	\$ -	\$ 75
05-4290 · Misc. Bldgs. Revenue	\$ 5	\$ 50	\$ 5	\$ 50
<b>Total 05-4200 · City Bldgs. Permits</b>	<b>\$ 5</b>	<b>\$ 400</b>	<b>\$ 5</b>	<b>\$ 400</b>
05-4300 · Judicial				
05-4320 · Court Costs	\$ -	\$ 250	\$ -	\$ 250
05-4340 · Court Fines	\$ -	\$ -	\$ -	\$ -
05-4380 · Administrative Fee	\$ -	\$ -	\$ -	\$ -
<b>Total 05-4300 · Judicial</b>	<b>\$ -</b>	<b>\$ 250</b>	<b>\$ -</b>	<b>\$ 250</b>
05-4600 · Miscellaneous				
05-4460 · Interest - Investments	\$ -	\$ 75	\$ -	\$ 75
05-4620 · Pet Registration Fee	\$ 260	\$ 250	\$ 260	\$ 250
05-4630 · Miscellaneous	\$ 30	\$ 35	\$ 30	\$ 35
<b>Total 05-4600 · Miscellaneous</b>	<b>\$ 290</b>	<b>\$ 360</b>	<b>\$ 290</b>	<b>\$ 360</b>
<b>Total Income</b>	<b>\$ 19,646</b>	<b>\$ 15,475</b>	<b>\$ 19,646</b>	<b>\$ 15,475</b>
<b>Gross Profit</b>	<b>\$ 19,646</b>	<b>\$ 15,475</b>	<b>\$ 19,646</b>	<b>\$ 15,475</b>
<b><u>Expense</u></b>				
<b><u>General Administration Operational Expenses</u></b>				
<b>5001 · Employee Expenses</b>				
<b>    05-6000 · Employee Expenditures</b>				
05-6010 · Salary - Exempt	\$ 7,858	\$ 7,360	\$ 7,858	\$ 7,360
05-6015 · Salary - Non-exempt Employees	\$ 4,394	\$ 4,065	\$ 4,394	\$ 4,065
05-6025 · FICA/Medicare	\$ 937	\$ 875	\$ 937	\$ 875
05-6027 · Longevity Pay	\$ -	\$ -	\$ -	\$ -
05-6040 · Retirement	\$ 153	\$ 150	\$ 153	\$ 150
05-6045 · Health Insurance	\$ 733	\$ 1,300	\$ 733	\$ 1,300

# City of Meadowlakes

## General Fund

### Profit Loss Budget vs. Actual

	Actual Oct'14	Budgeted Oct '14	Year to Date	Budgeted Year to Date
05-6046 · Disability	\$ 110	\$ 100	\$ 110	\$ 100
05-6070 · Unemployment Reserve Exp	\$ -	\$ -	\$ -	\$ -
05-6071 · Training & Travel	\$ -	\$ -	\$ -	\$ -
05-6072 · Dues and Memberships	\$ -	\$ -	\$ -	\$ -
05-6075 · Miscellaneous	\$ -	\$ 75	\$ -	\$ 75
<b>Total 05-6000 · Employee Expenditures</b>	<b>\$ 14,186</b>	<b>\$ 13,925</b>	<b>\$ 14,186</b>	<b>\$ 13,925</b>
<b>Total 5001 · Employee Expenses</b>	<b>\$ 14,186</b>	<b>\$ 13,925</b>	<b>\$ 14,186</b>	<b>\$ 13,925</b>
<b>5010 · Administrative/Office Expenses</b>				
05-5000 · Property Tax Collection Expense				
05-5020 · Quarterly Expense	\$ -	\$ -	\$ -	\$ -
05-5040 · Collection Expense	\$ 11	\$ 370	\$ 11	\$ 370
<b>Total 05-5000 · Property Tax Collection Expense</b>	<b>\$ 11</b>	<b>\$ 370</b>	<b>\$ 11</b>	<b>\$ 370</b>
05-5140 · Bldgs. Inspections				
05-5160 · Membership	\$ -	\$ 150	\$ -	\$ 150
05-5180 · Miscellaneous/Supplies	\$ -	\$ 25	\$ -	\$ 25
05-5140 · Bldgs. Inspections - Other	\$ -	\$ -	\$ -	\$ -
<b>Total 05-5140 · Bldgs. Inspections</b>	<b>\$ -</b>	<b>\$ 175</b>	<b>\$ -</b>	<b>\$ 175</b>
05-5500 · Flood Plain/Emergency Mgt.	\$ -	\$ -	\$ -	\$ -
05-6100 · Professional Services				
05-6110 · City Attorney-General	\$ 400	\$ 250	\$ 400	\$ 250
05-6305 · Audit	\$ -	\$ -	\$ -	\$ -
05-6310 · Election	\$ -	\$ -	\$ -	\$ -
<b>Total 05-6100 · Professional Services</b>	<b>\$ 400</b>	<b>\$ 250</b>	<b>\$ 400</b>	<b>\$ 250</b>
05-6320 · Office Expense/Supplies	\$ 77	\$ 300	\$ 77	\$ 300
05-6325 · Lease-Copier	\$ 399	\$ 265	\$ 399	\$ 265
05-6326 · Office Equipment Repair & Maint	\$ -	\$ -	\$ -	\$ -
05-6327 · Cap Exp Under \$5000	\$ -	\$ -	\$ -	\$ -
05-6330 · Postage	\$ 20	\$ -	\$ 20	\$ -
05-6340 · Memberships-Variou	\$ -	\$ -	\$ -	\$ -
05-6350 · Telephone	\$ 54	\$ 45	\$ 54	\$ 45
05-6355 · Miscellaneous	\$ -	\$ 175	\$ -	\$ 175
05-6365 · Website Hosting & Upgrade	\$ 787	\$ -	\$ 787	\$ -
<b>Total 5010 · Administrative Expenses</b>	<b>\$ 1,748</b>	<b>\$ 1,580</b>	<b>\$ 1,748</b>	<b>\$ 1,580</b>
<b>5020 · Insurance Expense</b>				
05-6050 · Insurance - Worker's Comp	\$ 771	\$ 1,100	\$ 771	\$ 1,100
05-6210 · Liability	\$ 1,082	\$ 1,200	\$ 1,082	\$ 1,200
05-6220 · Crime	\$ 157	\$ 510	\$ 157	\$ 510
05-6230 · Errors & Omissions	\$ 3,480	\$ 3,600	\$ 3,480	\$ 3,600
<b>Total 5020 · Insurance Expense</b>	<b>\$ 5,490</b>	<b>\$ 6,410</b>	<b>\$ 5,490</b>	<b>\$ 6,410</b>



# City of Meadowlakes

## General Fund

### Profit Loss Budget vs. Actual

	Actual Oct'14	Budgeted Oct '14	Year to Date	Budgeted Year to Date
5030 · Judicial Expense				
05-5710 · Membership	\$ 15		\$ 15	
05-5725 · Training/Travel Court Related	\$ -	\$ -	\$ -	\$ -
05-5727 · Office Lease - Judge	\$ 200	\$ 200	\$ 200	\$ 200
05-5730 · Administrative Expense	\$ 1,231	\$ 100	\$ 1,231	\$ 100
<b>Total 5030 · Judicial Expense</b>	<b>\$ 1,446</b>	<b>\$ 300</b>	<b>\$ 1,446</b>	<b>\$ 300</b>
5040·Building and Facility Operation				
05-6360 · Office Maintenance-Cleaning	\$ 260	\$ 265	\$ 260	\$ 265
05-6410 · Maintenance & Repair	\$ -	\$ -	\$ -	\$ -
05-6420 · Electric Service	\$ 252	\$ 250	\$ 252	\$ 250
05-6430 · Ins-Real Estate & Pers Prop	\$ 855	\$ 900	\$ 855	\$ 900
<b>Total 5040 · Building and Facility Operation</b>	<b>\$ 1,367</b>	<b>\$ 1,415</b>	<b>\$ 1,367</b>	<b>\$ 1,415</b>
<b>Total 5000 · Administrative Expenses</b>	<b>\$ 10,051</b>	<b>\$ 9,705</b>	<b>\$ 10,051</b>	<b>\$ 9,705</b>
<b><u>Total General Administration Operational Expenses</u></b>	<b>\$ 24,236</b>	<b>\$ 23,630</b>	<b>\$ 24,236</b>	<b>\$ 23,630</b>
 <b><u>Public Safety &amp; Ordinance Enforcement</u></b>				
6000 · Public Safety				
6010 · Ordinance Enforcement				
05-5225 · Ordinance Employee	\$ 824	\$ 770	\$ 824	\$ 770
05-5226 · Ordinance FICA/Med	\$ 63	\$ 55	\$ 63	\$ 55
05-5228 · Insurance - Worker's Comp	\$ 67	\$ 150	\$ 67	\$ 150
05-5230 · Communications	\$ -	\$ -	\$ -	\$ -
05-5274 · Mileage	\$ 158	\$ 200	\$ 158	\$ 200
05-5280 · Supplies/Miscellaneous	\$ 312	\$ 50	\$ 312	\$ 50
<b>Total 6010 · Ordinance Enforcement</b>	<b>\$ 1,424</b>	<b>\$ 1,225</b>	<b>\$ 1,424</b>	<b>\$ 1,225</b>
6020 · Animal Control				
05-5320 · Contract Agreement	\$ 633	\$ 633	\$ 633	\$ 633
05-5340 · Ins-Worker's Comp	\$ 248	\$ 275	\$ 248	\$ 275
05-5360 · Pet Holding Fee/Rabies	\$ -	\$ 50	\$ -	\$ 50
05-5380 · Supplies/Miscellaneous	\$ 54	\$ 50	\$ 54	\$ 50
<b>Total 6020 · Animal Control</b>	<b>\$ 935</b>	<b>\$ 1,008</b>	<b>\$ 935</b>	<b>\$ 1,008</b>
6030 · Traffic Control				
05-5610 · Salary & Wages	\$ 1,505	\$ 1,750	\$ 1,505	\$ 1,750
05-5615 · FICA/Med	\$ 115	\$ 150	\$ 115	\$ 150
05-5620 · Ins-Worker's Comp	\$ 722	\$ 500	\$ 722	\$ 500
05-5625 · Ins-Auto Liability	\$ -	\$ -	\$ -	\$ -
05-5630 · Ins-Law Enf Liability	\$ 822	\$ 1,325	\$ 822	\$ 1,325
05-5650 · Misc. Traffic Control Exp.	\$ -	\$ 25	\$ -	\$ 25
<b>Total 6030 · Traffic Control</b>	<b>\$ 3,164</b>	<b>\$ 3,750</b>	<b>\$ 3,164</b>	<b>\$ 3,750</b>

# City of Meadowlakes

## General Fund

### Profit Loss Budget vs. Actual

	Actual Oct'14	Budgeted Oct '14	Year to Date	Budgeted Year to Date
6050 · Contract Emergency Service				
05-6610 · Marble Falls EMS	\$ 2,792	\$ 2,792	\$ 2,792	\$ 2,792
05-6620 · Marble Falls Fire	\$ 2,678	\$ 2,678	\$ 2,678	\$ 2,678
Total 6050 · Contract Emergency Service	<u>\$ 5,470</u>	<u>\$ 5,470</u>	<u>\$ 5,470</u>	<u>\$ 5,470</u>
<u>Total Public Safety &amp; Ordinance Enforcement</u>	<u>\$ 10,993</u>	<u>\$ 11,453</u>	<u>\$ 10,993</u>	<u>\$ 11,453</u>
TOTAL OPERATIONAL EXPENSES	<u>\$ 35,229</u>	<u>\$ 35,083</u>	<u>\$ 35,229</u>	<u>\$ 35,083</u>
Net Ordinary Income	<u>\$ (15,584)</u>	<u>\$ (19,608)</u>	<u>\$ (15,584)</u>	<u>\$ (19,608)</u>
Other Income/Expense				
Other Expense				
7000 · Non-Operating Expense				
05-8500 · Transfers Out				
05-8501 · Transfer to PWD Fund	\$ -	\$ -	\$ -	\$ -
05-8502 · Transfer to RCC Fund	\$ -	\$ -	\$ -	\$ -
05-8520 · Contingency Fund Exp.	\$ -	\$ -	\$ -	\$ -
Total 05-8500 · Transfers Out	<u>\$ -</u>	<u>\$ -</u>	<u>\$ -</u>	<u>\$ -</u>
05-8700 · Capital Expenditure over \$5,000	\$ 844	\$ -	\$ 844	\$ -
Total 7000 · Non-Operating Expense	<u>\$ 844</u>	<u>\$ -</u>	<u>\$ 844</u>	<u>\$ -</u>
Total Other Expense	<u>\$ 844</u>	<u>\$ -</u>	<u>\$ 844</u>	<u>\$ -</u>
Net Other Income	<u>\$ (844)</u>	<u>\$ -</u>	<u>\$ (844)</u>	<u>\$ -</u>
Net Income	<u><u>\$ (16,428)</u></u>	<u><u>\$ (19,608)</u></u>	<u><u>\$ (16,428)</u></u>	<u><u>\$ (19,608)</u></u>

# City of Meadowlakes

## Utility Fund

### Profit Loss Budget vs. Actual

	Actual Oct'14	Budgeted Oct '14	Year to Date	Budgeted Year to Date
<b><u>Operating Income</u></b>				
<b><u>Utilities Income</u></b>				
Water Revenue	\$ 40,426	\$ 36,077	\$ 40,426	\$ 36,077
Sewer Revenue	\$ 41,997	\$ 41,833	\$ 41,997	\$ 41,833
<b>Total Utility Income</b>	<b>\$ 82,423</b>	<b>\$ 77,910</b>	<b>\$ 82,423</b>	<b>\$ 77,910</b>
<b><u>Solid Waste Collection Fees</u></b>	<b>\$ 16,714</b>	<b>\$ 16,540</b>	<b>\$ 16,714</b>	<b>\$ 16,540</b>
<b><u>Contracted Services</u></b>	<b>\$ 7,083</b>	<b>\$ 7,083</b>	<b>\$ 7,083</b>	<b>\$ 7,083</b>
<b><u>Water &amp; Sewer Connect Fees</u></b>				
Water Connect Fee	\$ -	\$ -	\$ -	\$ -
Sewer Connect Fee	\$ -	\$ -	\$ -	\$ -
<b>Total Water &amp; Sewer Connect Fees</b>	<b>\$ -</b>	<b>\$ -</b>	<b>\$ -</b>	<b>\$ -</b>
<b><u>Penalty &amp; Interest Earned</u></b>	<b>\$ 855</b>	<b>\$ 575</b>	<b>\$ 855</b>	<b>\$ 575</b>
<b><u>Interest Earned</u></b>	<b>\$ 0</b>	<b>\$ 80</b>	<b>\$ 0</b>	<b>\$ 80</b>
<b><u>Miscellaneous Income</u></b>				
Transfer Fees	\$ 400	\$ 225	\$ 400	\$ 225
Miscellaneous	\$ 10,086	\$ 300	\$ 10,086	\$ 300
<b>Total Miscellaneous Income</b>	<b>\$ 10,486</b>	<b>\$ 525</b>	<b>\$ 10,486</b>	<b>\$ 525</b>
<b>Total Income</b>	<b>\$ 117,563</b>	<b>\$ 102,713</b>	<b>\$ 117,563</b>	<b>\$ 102,713</b>
<b><u>Operating Expenses</u></b>				
Total Employee Expenses	\$ 41,136	\$ 42,695	\$ 41,136	\$ 42,695
Total Administrative Expenses	\$ 20,133	\$ 20,360	\$ 20,133	\$ 20,360
Total Operating Expenses	\$ 20,637	\$ 23,225	\$ 20,637	\$ 23,225
Total Solid Waste Collection Expense	\$ 14,876	\$ 15,000	\$ 14,876	\$ 15,000
<b>Total Operational Expenses</b>	<b>\$ 96,782</b>	<b>\$ 101,280</b>	<b>\$ 96,782</b>	<b>\$ 101,280</b>
Net Gain/(Loss) prior to transfers/depreciation	\$ 20,780	\$ 1,433	\$ 20,780	\$ 1,433
Total Transfers to Other Funds	\$ 15,350	\$ 15,350	\$ 15,350	\$ 15,350
Operational Interest and Principal Debt Serv.	\$ -	\$ -	\$ -	\$ -
Total Utility Fund Expenses	\$ 112,132	\$ 116,630	\$ 112,132	\$ 116,630
Transfer in from other Funds	\$ -	\$ -	\$ -	\$ -
Net Fund Gain/(Loss)	\$ 5,430	\$ (13,917)	\$ 5,430	\$ (13,917)

# City of Meadowlakes

## Utility Fund

### Profit Loss Budget vs. Actual

	Actual Oct'14	Budgeted Oct '14	Year to Date	Budgeted Year to Date
<b>Ordinary Income/Expense</b>				
<b>Income</b>				
5010 · Water Revenue	\$ 40,426	\$ 36,077	\$ 40,426	\$ 36,077
5020 · Sewer Revenues	\$ 41,997	\$ 41,833	\$ 41,997	\$ 41,833
5030 · Garbage Revenue	\$ 16,714	\$ 16,540	\$ 16,714	\$ 16,540
5110 · Contract Services	\$ 7,083	\$ 7,083	\$ 7,083	\$ 7,083
5120 · Water Connect Fee Revenue	\$ -	\$ -	\$ -	\$ -
5130 · Sewer Connect Fee Revenue	\$ -	\$ -	\$ -	\$ -
5140 · Transfer Fee	\$ 400	\$ 225	\$ 400	\$ 225
5150 · Penalty & Interest Earned	\$ 855	\$ 575	\$ 855	\$ 575
5170 · Miscellaneous Revenues	\$ 10,086	\$ 300	\$ 10,086	\$ 300
5181 · Non-Rev-Xfer In-General Fund	\$ -	\$ -	\$ -	\$ -
5200 · Interest earned on Investments	\$ 0	\$ 80	\$ 0	\$ 80
<b>Total Income</b>	<b>\$ 117,563</b>	<b>\$ 102,713</b>	<b>\$ 117,563</b>	<b>\$ 102,713</b>
<b>Expense</b>				
<b>6100 · Employee Expenses</b>				
<b>6110 · Salaries &amp; Wages</b>				
6410 · Salaries Exempt Employees	\$ 9,351	\$ 9,320	\$ 9,351	\$ 9,320
6415 · Salaries & Wages-Non-Exempt	\$ 17,775	\$ 17,300	\$ 17,775	\$ 17,300
6416 · Overtime & Standby Pay	\$ 837	\$ 1,100	\$ 837	\$ 1,100
6417 · Longevity Pay-Exempt/Non-Exe	\$ -	\$ -	\$ -	\$ -
<b>Total 6110 · Salaries &amp; Wages</b>	<b>\$ 27,962</b>	<b>\$ 27,720</b>	<b>\$ 27,962</b>	<b>\$ 27,720</b>
<b>6111 · Other Employee Expenses</b>				
6116 · Unemployment Expense	\$ -	\$ -	\$ -	\$ -
6120 · FICA Expense	\$ 2,139	\$ 2,200	\$ 2,139	\$ 2,200
6140 · Worker's Compensation Insuran	\$ 8,045	\$ 8,000	\$ 8,045	\$ 8,000
6150 · Employee Insurance Expenses	\$ 2,383	\$ 4,000	\$ 2,383	\$ 4,000
6160 · Employee Retirement Expense	\$ 350	\$ 325	\$ 350	\$ 325
6170 · Employee Uniform Expense	\$ 37	\$ 200	\$ 37	\$ 200
6180 · Employee Training & Travel Exp	\$ 220	\$ 250	\$ 220	\$ 250
<b>Total 6111 · Other Employee Expenses</b>	<b>\$ 13,174</b>	<b>\$ 14,975</b>	<b>\$ 13,174</b>	<b>\$ 14,975</b>
<b>Total 6100 · Employee Expenses</b>	<b>\$ 41,136</b>	<b>\$ 42,695</b>	<b>\$ 41,136</b>	<b>\$ 42,695</b>
<b>6200 · Administrative Expenses</b>				
6210 · Auditing Expense	\$ -	\$ -	\$ -	\$ -
6225 · Misc. Dues & Fees				
6226 · TECQ Fees	\$ 1,250	\$ 1,500	\$ 1,250	\$ 1,500
6227 · Other Misc. Dues & Fees				
<b>Total 6225 · Misc. Dues &amp; Fees</b>	<b>\$ 1,250</b>	<b>\$ 1,500</b>	<b>\$ 1,250</b>	<b>\$ 1,500</b>
6235 · Computer/Office Equip R&M	\$ -	\$ 165	\$ -	\$ 165

# City of Meadowlakes

## Utility Fund

### Profit Loss Budget vs. Actual

	Actual Oct'14	Budgeted Oct '14	Year to Date	Budgeted Year to Date
6240 · Software Update	\$ -	\$ -	\$ -	\$ -
6250 · Office Supplies	\$ 276	\$ 300	\$ 276	\$ 300
6255 · Postage Expense	\$ 768	\$ 750	\$ 768	\$ 750
6260 · Telephone Expense	\$ 452	\$ 480	\$ 452	\$ 480
6270 · Insurance - GL & Property	\$ 17,265	\$ 17,000	\$ 17,265	\$ 17,000
6280 · Bad Debts	\$ -	\$ -	\$ -	\$ -
6282 · Administrative-Miscellaneous	\$ 122	\$ 165	\$ 122	\$ 165
<b>Total 6200 · Administrative Expenses</b>	<b>\$ 20,133</b>	<b>\$ 20,360</b>	<b>\$ 20,133</b>	<b>\$ 20,360</b>
<b>6300 · Operating Expenses</b>				
<b>6301 · Water Treatment Operational Exp</b>				
6305 · Water Treatment Electrical	\$ 3,448	\$ 3,000	\$ 3,448	\$ 3,000
6310 · Heating Fuel-WTP	\$ -	\$ -	\$ -	\$ -
6314 · R&M-Plant & Pump Station	\$ 56	\$ 1,500	\$ 56	\$ 1,500
6316 · WTP Chemical Expense	\$ 4,300	\$ 3,000	\$ 4,300	\$ 3,000
6320 · Water Outside Testing Expense	\$ 108	\$ 100	\$ 108	\$ 100
6328 · Distribution Repair & Maint.	\$ 47	\$ 400	\$ 47	\$ 400
6355 · Meter Purchased	\$ -	\$ -	\$ -	\$ -
6360 · Tap Materials-Water	\$ 198	\$ -	\$ 198	\$ -
6301 · Water Treatment Operational Ex	\$ -	\$ -	\$ -	\$ -
<b>Total 6301 · Water Treatment Operational I</b>	<b>\$ 8,157</b>	<b>\$ 8,000</b>	<b>\$ 8,157</b>	<b>\$ 8,000</b>
<b>6302 · Wastewater Operational Expenses</b>				
6304 · Wastewater Electrical	\$ 2,377	\$ 2,200	\$ 2,377	\$ 2,200
6311 · Propane-Wastewater	\$ -	\$ -	\$ -	\$ -
6317 · WWTP Chemicals	\$ 384	\$ 300	\$ 384	\$ 300
6318 · Outside Testing Wastewater	\$ 92	\$ 225	\$ 92	\$ 225
<b>6321 · Collection System R&amp;M</b>				
63212 · Lift Station Repairs	\$ -	\$ -	\$ -	\$ -
6321 · Collection System R&M - Ot	\$ -	\$ -	\$ -	\$ -
<b>Total 6321 · Collection System R&amp;M</b>	<b>\$ -</b>	<b>\$ -</b>	<b>\$ -</b>	<b>\$ -</b>
6324 · Irrigation Electric Subsidy	\$ 7,500	\$ 7,500	\$ 7,500	\$ 7,500
6327 · WWTP Repair & Maintenance	\$ 98	\$ 1,500	\$ 98	\$ 1,500
<b>Total 6302 · Wastewater Operational Expe</b>	<b>\$ 10,451</b>	<b>\$ 11,725</b>	<b>\$ 10,451</b>	<b>\$ 11,725</b>
<b>6303 · Other Operational Expenses</b>				
<b>63031 · Repair &amp; Maintenance-Other</b>				
6329 · R&M-Building/Misc.	\$ 1,292	\$ -	\$ 1,292	\$ -
63291 · Drainage Repair & Maintena	\$ -	\$ -	\$ -	\$ -
<b>Total 63031 · Repair &amp; Maintenance-Ot</b>	<b>\$ 1,292</b>	<b>\$ -</b>	<b>\$ 1,292</b>	<b>\$ -</b>
6330 · Vehicle Repair & Maintenance	\$ 41	\$ 600	\$ 41	\$ 600
6335 · Machinery Repair & Maintenanc	\$ 673	\$ 1,250	\$ 673	\$ 1,250
<b>6340 · Vehicle &amp; Machinery Fuel</b>				
6341 · Vehicle Fuel	\$ -	\$ 1,100	\$ -	\$ 1,100

# City of Meadowlakes

## Utility Fund

### Profit Loss Budget vs. Actual

	Actual Oct'14	Budgeted Oct '14	Year to Date	Budgeted Year to Date
6342 · Machinery Fuel	\$ -		\$ -	
Total 6340 · Vehicle & Machinery Fuel	\$ -	\$ 1,100	\$ -	\$ 1,100
6350 · Miscellaneous Operational Exp.	\$ -	\$ 300	\$ -	\$ 300
6365 · Small Tools	\$ 22	\$ 250	\$ 22	\$ 250
6550 · Assets Purchased	\$ -	\$ -	\$ -	\$ -
<b>Total 6303 · Other Operational Expenses</b>	<b>\$ 2,029</b>	<b>\$ 3,500</b>	<b>\$ 2,029</b>	<b>\$ 3,500</b>
<b>Total 6300 · Operating Expenses</b>	<b>\$ 20,637</b>	<b>\$ 23,225</b>	<b>\$ 20,637</b>	<b>\$ 23,225</b>
6500 · Other Operational Expenses				
6510 · Garbage Service Expense	\$ 14,876	\$ 15,000	\$ 14,876	\$ 15,000
<b>Total 6500 · Other Operational Expenses</b>	<b>\$ 14,876</b>	<b>\$ 15,000</b>	<b>\$ 14,876</b>	<b>\$ 15,000</b>
8200 · Transfer to Other Funds				
8220 · Transfer to Debt Service Fund	\$ 11,350	\$ 11,350	\$ 11,350	\$ 11,350
8240 · Transfer to RCC Fund	\$ 4,000	\$ 4,000	\$ 4,000	\$ 4,000
<b>Total 8200 · Transfer to Other Funds</b>	<b>\$ 15,350</b>	<b>\$ 15,350</b>	<b>\$ 15,350</b>	<b>\$ 15,350</b>
<b>Total Expense</b>	<b>\$ 112,132</b>	<b>\$ 116,630</b>	<b>\$ 112,132</b>	<b>\$ 116,630</b>
<b>Net Ordinary Income</b>	<b>\$ 5,430</b>	<b>\$ (13,917)</b>	<b>\$ 5,430</b>	<b>\$ (13,917)</b>
Other Income/Expense				
Other Income				
8100 · Transfer In From PWD Operating	\$ -	\$ -	\$ -	\$ -
<b>Total Other Income</b>	<b>\$ -</b>	<b>\$ -</b>	<b>\$ -</b>	<b>\$ -</b>
Other Expense				
9140 · 2013 I&S Expenses				
9141 · 2013 I&S Principal	\$ -	\$ -	\$ -	\$ -
9142 · 2013 I&S Interest	\$ -	\$ -	\$ -	\$ -
<b>Total 9140 · 2013 I&amp;S Expenses</b>	<b>\$ -</b>	<b>\$ -</b>	<b>\$ -</b>	<b>\$ -</b>
<b>Total Expenses</b>	<b>\$ 112,132</b>	<b>\$ 116,630</b>	<b>\$ 112,132</b>	<b>\$ 116,630</b>
<b>Net Other Income</b>	<b>\$ -</b>	<b>\$ -</b>	<b>\$ -</b>	<b>\$ -</b>
<b>Net Fund Gain/(Loss)</b>	<b>\$ 5,430</b>	<b>\$ (13,917)</b>	<b>\$ 5,430</b>	<b>\$ (13,917)</b>

# City of Meadowlakes

## Recreation Fund

### Profit Loss Budget vs. Actual

	Actual Oct '14	Budgeted Oct '14	Year to Date	Budgeted Year to Date
Ordinary Income/Expense				
Income				
03-5000 · Revenue				
03-5092 · Lease Income	\$ 100	\$ 100	\$ 100	\$ 100
03-5096 · Miscellaneous Income	\$ -	\$ 20	\$ -	\$ 20
Total 03-5000 · Revenue	<u>\$ 100</u>	<u>\$ 120</u>	<u>\$ 100</u>	<u>\$ 120</u>
 Total Income	 \$ 100	 \$ 120	 \$ 100	 \$ 120
Expense				
03-6800 · RCC Expenses				
03-6803 · Maint., Repairs & Renovations	\$ -	\$ -	\$ -	\$ -
03-6811 · Irrigation System Repair	\$ 1,323	\$ 625	\$ 1,323	\$ 625
Total 03-6800 · RCC Expenses	<u>\$ 1,323</u>	<u>\$ 625</u>	<u>\$ 1,323</u>	<u>\$ 625</u>
03-6801 · Miscellaneous Expenses	\$ -	\$ 100	\$ -	\$ 100
Total Expense	<u>\$ 1,323</u>	<u>\$ 725</u>	<u>\$ 1,323</u>	<u>\$ 725</u>
 Net Ordinary Income	 \$ (1,223)	 \$ (605)	 \$ (1,223)	 \$ (605)
Other Income/Expense				
Other Income				
03-8010 · Transfer In from other Funds				
03-8015 · Transfer in from General Fund	\$ -	\$ -	\$ -	\$ -
03-8020 · Transfer in from Utility Fund	\$ 4,000	\$ 4,000	\$ 4,000	\$ 4,000
03-8025 · Transfer in from Fund Reserves	\$ -	\$ -	\$ -	\$ -
Total 03-8010 · Transfer In from other Funds	<u>\$ 4,000</u>	<u>\$ 4,000</u>	<u>\$ 4,000</u>	<u>\$ 4,000</u>
 Total Other Income	 <u>\$ 4,000</u>	 <u>\$ 4,000</u>	 <u>\$ 4,000</u>	 <u>\$ 4,000</u>
 Net Other Income	 <u>\$ 4,000</u>	 <u>\$ 4,000</u>	 <u>\$ 4,000</u>	 <u>\$ 4,000</u>
 Net Fund Gain/(Loss)	 <u><u>\$ 2,777</u></u>	 <u><u>\$ 3,395</u></u>	 <u><u>\$ 2,777</u></u>	 <u><u>\$ 3,395</u></u>

# City of Meadowlakes

## Debt Service

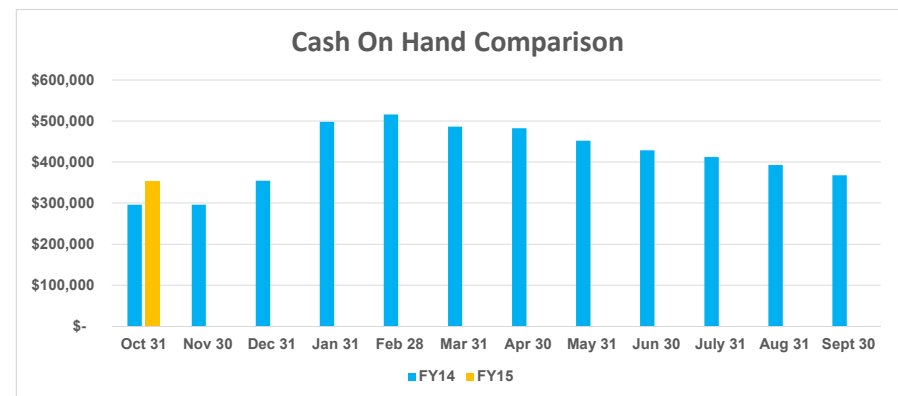
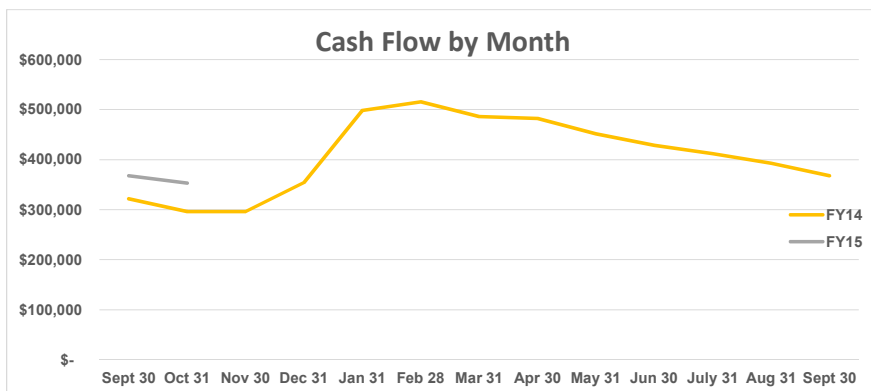
### Profit Loss Budget vs. Actual

	Actual Oct '14	Budgeted Oct'14	Year to Date	Budgeted Year to Date
Ordinary Income/Expense				
Income				
06-4120 · Ad Valorem Tax	\$ 23,124	\$ 3,000	\$ 23,124	\$ 300
06-5440 · Interest Earned	\$ 2	\$ -	\$ 2	\$ -
Total Income	<u>\$ 23,126</u>	<u>\$ 3,000</u>	<u>\$ 23,126</u>	<u>\$ 300</u>
Expense				
06-9000 · 2008 Bond Expense				
06-9050 · 2008 Bond Principal	\$ -	\$ -	\$ -	\$ -
06-9070 · 2008 Bid Interest Expense	\$ -	\$ -	\$ -	\$ -
Total 06-9000 · 2008 Bond Expense	<u>\$ -</u>	<u>\$ -</u>	<u>\$ -</u>	<u>\$ -</u>
06-9100 · 2013 Bond Expense				
06-9150 · 2013 Bond Principal	\$ -	\$ -	\$ -	\$ -
06-9170 · 2013 Bond Interest Expense	\$ -	\$ -	\$ -	\$ -
Total 06-9100 · 2013 Bond Expense	<u>\$ -</u>	<u>\$ -</u>	<u>\$ -</u>	<u>\$ -</u>
Total Expense	<u>\$ -</u>	<u>\$ -</u>	<u>\$ -</u>	<u>\$ -</u>
Net Ordinary Income	\$ 23,126	\$ 3,000	\$ 23,126	\$ 300
Other Income/Expense				
Other Income				
06-8200 · Transfer In from Other Funds	\$ 11,350	\$ 11,350	\$ 11,350	\$ 11,350
Total Other Income	<u>\$ 11,350</u>	<u>\$ 11,350</u>	<u>\$ 11,350</u>	<u>\$ 11,350</u>
Net Other Income	<u>\$ 11,350</u>	<u>\$ 11,350</u>	<u>\$ 11,350</u>	<u>\$ 11,350</u>
Net Fund Gain/(Loss)	<u><u>\$ 34,476</u></u>	<u><u>\$ 14,350</u></u>	<u><u>\$ 34,476</u></u>	<u><u>\$ 11,650</u></u>



# City of Meadowlakes-General Fund FY 15 Cash Flow

	Beginning	10/31/2014	11/30/2014	12/31/2014	1/31/2015	2/28/2015	3/31/2015	4/30/2015	5/31/2015	6/30/2015	7/31/2015	8/31/2015	9/30/2015	Total
Cash on hand (beginning of month)	\$367,791	\$367,791	\$353,250	\$353,250	\$353,250	\$353,250	\$353,250	\$353,250	\$353,250	\$353,250	\$353,250	\$353,250	\$353,250	
Cash on hand (end of month)	\$367,791	\$353,250	\$353,250	\$353,250	\$353,250	\$353,250	\$353,250	\$353,250	\$353,250	\$353,250	\$353,250	\$353,250	\$353,250	
<b>CASH RECEIPTS</b>														
	Beginning													Total
Ad Valorem Tax		\$7,453												\$7,453
Franchise Fee		\$11,897												\$11,897
Miscellaneous		\$295												\$295
														\$0
														\$0
<b>TOTAL CASH RECEIPTS</b>		<b>\$19,646</b>	<b>\$0</b>	<b>\$0</b>	<b>\$0</b>	<b>\$0</b>	<b>\$0</b>	<b>\$0</b>	<b>\$0</b>	<b>\$0</b>	<b>\$0</b>	<b>\$0</b>	<b>\$0</b>	<b>\$19,646</b>
Total cash available	\$367,791	\$387,437	\$353,250	\$353,250	\$353,250	\$353,250	\$353,250	\$353,250	\$353,250	\$353,250	\$353,250	\$353,250	\$353,250	
<b>CASH PAID OUT-OPERATIONAL</b>														
	Beginning													Total
Prior Months Payables/Miscellaneous														\$0
Employee Related Expense		\$14,186												\$14,186
Administrative Expenses		\$8,480												\$8,480
Public Safety		\$11,000												\$11,000
														\$0
<b>Total Cash Paid Out-Operational</b>		<b>\$33,665</b>	<b>\$0</b>	<b>\$0</b>	<b>\$0</b>	<b>\$0</b>	<b>\$0</b>	<b>\$0</b>	<b>\$0</b>	<b>\$0</b>	<b>\$0</b>	<b>\$0</b>	<b>\$0</b>	<b>\$33,665</b>
<b>CASH PAID OUT- NON -OPERATIONAL</b>														
	Beginning													Total
Transfer Out to Other Funds		\$0												\$0
Capital Expenditures over \$5000		\$521												\$521
Contingencies		\$0												\$0
<b>Total Cash Paid Out-Non-Operational</b>		<b>\$521</b>	<b>\$0</b>	<b>\$0</b>	<b>\$0</b>	<b>\$0</b>	<b>\$0</b>	<b>\$0</b>	<b>\$0</b>	<b>\$0</b>	<b>\$0</b>	<b>\$0</b>	<b>\$0</b>	<b>\$521</b>
<b>TOTAL CASH PAID OUT</b>		<b>\$34,186</b>	<b>\$0</b>	<b>\$0</b>	<b>\$0</b>	<b>\$0</b>	<b>\$0</b>	<b>\$0</b>	<b>\$0</b>	<b>\$0</b>	<b>\$0</b>	<b>\$0</b>	<b>\$0</b>	<b>\$34,186</b>
Cash on hand (end of month)	\$367,791	\$353,250	\$353,250	\$353,250	\$353,250	\$353,250	\$353,250	\$353,250	\$353,250	\$353,250	\$353,250	\$353,250	\$353,250	
<b>Change in Cash</b>														
Difference Beginning to End of Month		(\$14,541)	\$0	\$0	\$0	\$0	\$0	\$0	\$0	\$0	\$0	\$0	\$0	Total (\$14,541)
Increase/(Decrease) In Cash Since Beginning of FY		(\$14,541)	(\$14,541)	(\$14,541)	(\$14,541)	(\$14,541)	(\$14,541)	(\$14,541)	(\$14,541)	(\$14,541)	(\$14,541)	(\$14,541)	(\$14,541)	



# City of Meadowlakes-Utility Fund FY 15 Cash Flow

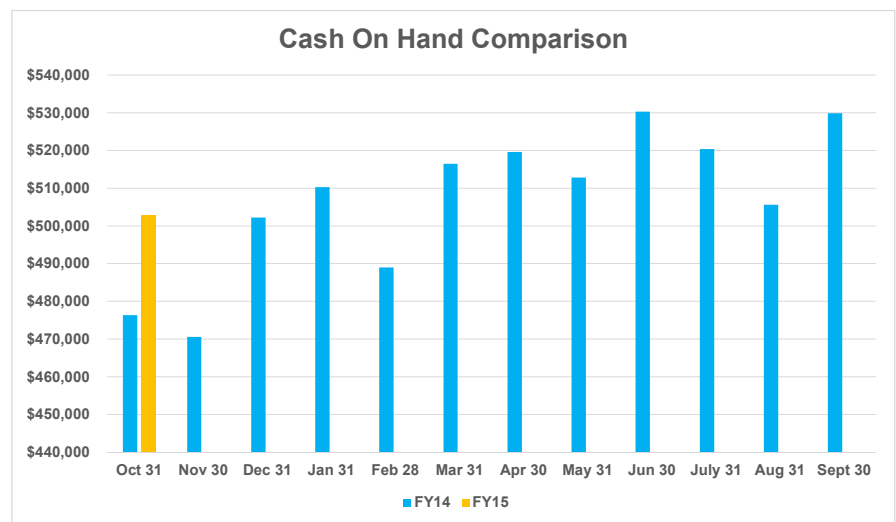
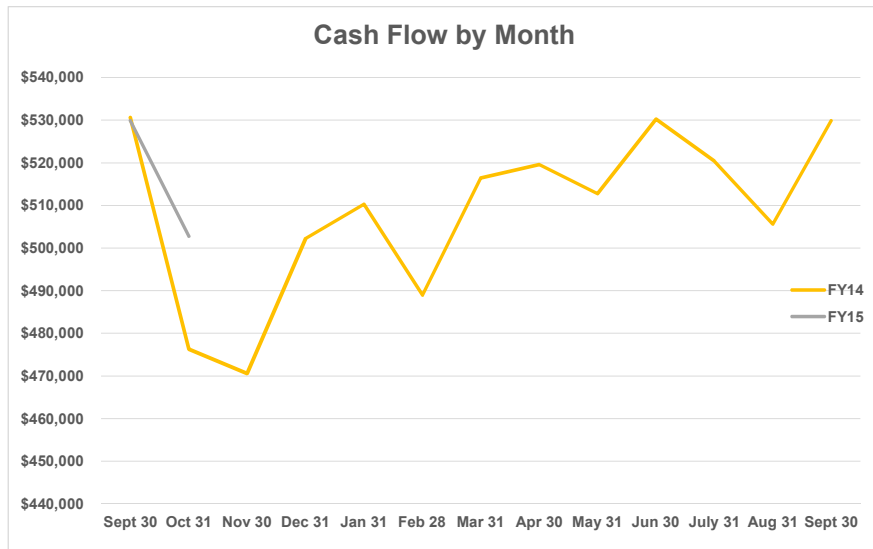
	Beginning	10/31/2014	11/30/2014	12/31/2014	1/31/2015	2/28/2015	3/31/2015	4/30/2015	5/31/2015	6/30/2015	7/31/2015	8/31/2015	9/30/2015	Total
Cash on hand (beginning of month)	\$529,882	\$529,882	\$502,758	\$0	\$0	\$0	\$0	\$0	\$0	\$0	\$0	\$0	\$0	
Cash on hand (end of month)	\$529,882	\$502,758												

CASH RECEIPTS		Beginning												Total	
Account Receivable		\$135,874												\$135,874	
Contract Services		\$7,083												\$7,083	
Customer's Deposits		\$1,264												\$1,264	
Transfer in from other Funds		\$0												\$0	
Miscellaneous		\$4,511												\$4,511	
<b>TOTAL CASH RECEIPTS</b>		<b>\$148,732</b>	<b>\$0</b>	<b>\$0</b>	<b>\$0</b>	<b>\$0</b>	<b>\$0</b>	<b>\$0</b>	<b>\$0</b>	<b>\$0</b>	<b>\$0</b>	<b>\$0</b>	<b>\$0</b>	<b>\$0</b>	<b>\$148,732</b>
Total cash available		\$529,882	\$678,614	\$0	\$0	\$0	\$0	\$0	\$0	\$0	\$0	\$0	\$0	\$0	

CASH PAID OUT-OPERATIONAL		Beginning												Total
Prior Months Payables/Miscellaneous		\$27,023												\$27,023
Employee Related Expense		\$41,690												\$41,690
Administrative Expenses		\$20,783												\$20,783
Operating Expenses		\$56,189												\$56,189
Solid Waste Collection Expense		\$14,822												\$14,822
<b>Total Cash Paid Out-Operational</b>		<b>\$160,507</b>												<b>\$160,507</b>

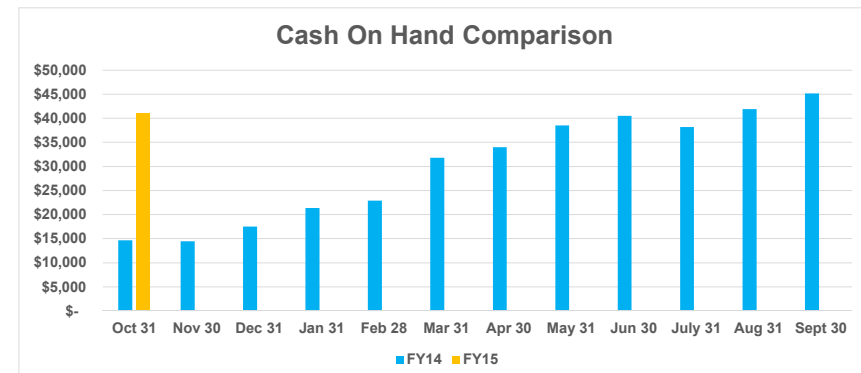
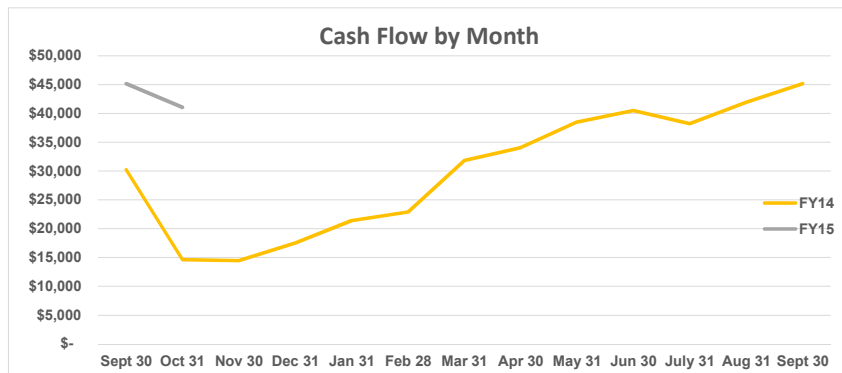
CASH PAID OUT- NON -OPERATIONAL		Beginning												Total	
Lease/Purchase Water Storage Tank		\$0												\$0	
Transfers to Debt Service		\$11,350												\$11,350	
Transfers to Recreation Fund		\$4,000												\$4,000	
<b>Total Cash Paid Out-Non-Operational</b>		<b>\$15,350</b>												<b>\$15,350</b>	
<b>TOTAL CASH PAID OUT</b>		<b>\$175,857</b>	<b>\$0</b>	<b>\$0</b>	<b>\$0</b>	<b>\$0</b>	<b>\$0</b>	<b>\$0</b>	<b>\$0</b>	<b>\$0</b>	<b>\$0</b>	<b>\$0</b>	<b>\$0</b>	<b>\$0</b>	<b>\$175,857</b>
Cash on hand (end of month)		\$529,882	\$502,758	\$0	\$0	\$0	\$0	\$0	\$0	\$0	\$0	\$0	\$0	\$0	

Change in Cash													Total		
Difference Beginning to End of Month		(\$27,124)	\$0	\$0	\$0	\$0	\$0	\$0	\$0	\$0	\$0	\$0	\$0	\$0	(\$27,124)
Increase/(Decrease) In Cash Since Beginning of FY		(\$27,124)	\$0	\$0	\$0	\$0	\$0	\$0	\$0	\$0	\$0	\$0	\$0	\$0	(\$27,124)



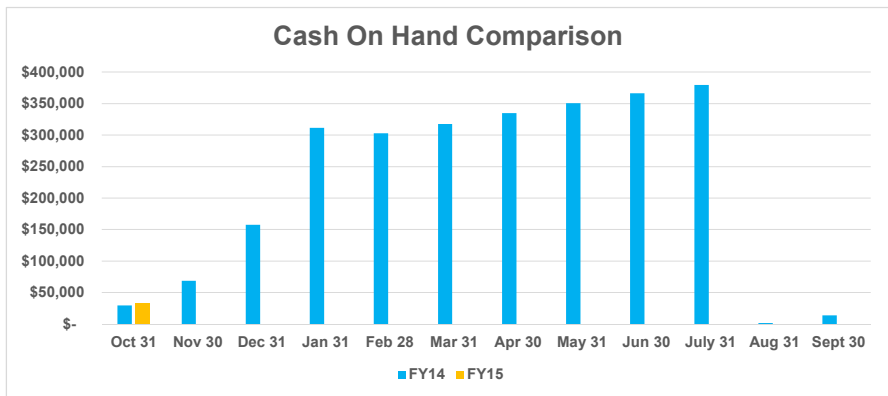
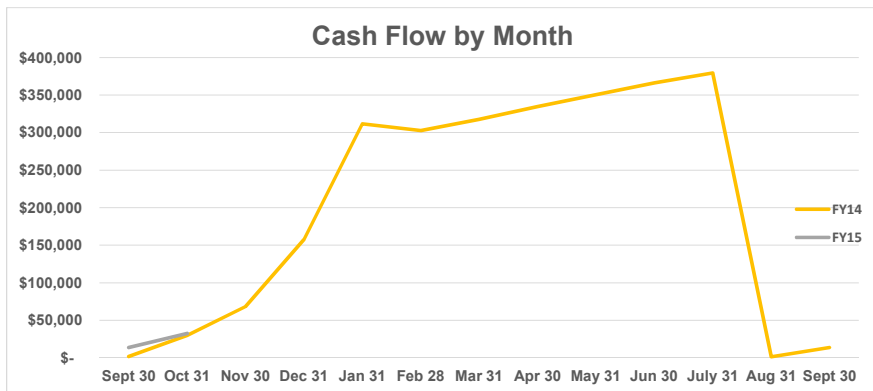
## City of Meadowlakes-Recreation Fund FY 15 Cash Flow

	Beginning	10/31/2014	11/30/2014	12/31/2014	1/31/2015	2/28/2015	3/31/2015	4/30/2015	5/31/2015	6/30/2015	7/31/2015	8/31/2015	9/30/2015	Total
Cash on hand (beginning of month)	\$45,166	\$45,166	\$41,020	\$41,020	\$41,020	\$41,020	\$41,020	\$41,020	\$41,020	\$41,020	\$41,020	\$41,020	\$41,020	
Cash on hand (end of month)	\$45,166	\$41,020	\$41,020	\$41,020	\$41,020	\$41,020	\$41,020	\$41,020	\$41,020	\$41,020	\$41,020	\$41,020	\$41,020	
<b>CASH RECEIPTS</b>														
	Beginning													Total
Lease Income		\$100												\$100
Transfer in from Utility Fund		\$4,000												\$4,000
Transfer in from General Fund		\$0												\$0
Miscellaneous		\$0												\$0
<b>TOTAL CASH RECEIPTS</b>		<b>\$4,100</b>	<b>\$0</b>	<b>\$0</b>	<b>\$0</b>	<b>\$0</b>	<b>\$0</b>	<b>\$0</b>	<b>\$0</b>	<b>\$0</b>	<b>\$0</b>	<b>\$0</b>	<b>\$0</b>	<b>\$4,100</b>
Total cash available	\$45,166	\$49,266	\$41,020	\$41,020	\$41,020	\$41,020	\$41,020	\$41,020	\$41,020	\$41,020	\$41,020	\$41,020	\$41,020	
<b>CASH PAID OUT-OPERATIONAL</b>														
	Beginning													Total
Insurance-PFC		\$0												\$0
Irrigation System Repair & Maintenance		\$1,325												\$1,325
Building Repair & Maintenance		\$0												\$0
Miscellaneous		\$0												\$0
<b>Total Cash Paid Out-Operational</b>		<b>\$1,325</b>	<b>\$0</b>	<b>\$0</b>	<b>\$0</b>	<b>\$0</b>	<b>\$0</b>	<b>\$0</b>	<b>\$0</b>	<b>\$0</b>	<b>\$0</b>	<b>\$0</b>	<b>\$0</b>	<b>\$1,325</b>
<b>CASH PAID OUT- NON -OPERATIONAL</b>														
	Beginning													Total
Advance to PFC for Insurance		\$6,921												\$6,921
<b>Total Cash Paid Out-Non-Operational</b>		<b>\$6,921</b>	<b>\$0</b>	<b>\$0</b>	<b>\$0</b>	<b>\$0</b>	<b>\$0</b>	<b>\$0</b>	<b>\$0</b>	<b>\$0</b>	<b>\$0</b>	<b>\$0</b>	<b>\$0</b>	<b>\$6,921</b>
<b>TOTAL CASH PAID OUT</b>		<b>\$8,246</b>	<b>\$0</b>	<b>\$0</b>	<b>\$0</b>	<b>\$0</b>	<b>\$0</b>	<b>\$0</b>	<b>\$0</b>	<b>\$0</b>	<b>\$0</b>	<b>\$0</b>	<b>\$0</b>	<b>\$8,246</b>
Cash on hand (end of month)	\$45,166	\$41,020	\$41,020	\$41,020	\$41,020	\$41,020	\$41,020	\$41,020	\$41,020	\$41,020	\$41,020	\$41,020	\$41,020	
<b>Change in Cash</b>														
														Total
Difference Beginning to End of Month		(\$4,146)	\$0	\$0	\$0	\$0	\$0	\$0	\$0	\$0	\$0	\$0	\$0	(\$4,146)
Increase/(Decrease) In Cash Since Beginning of FY		(\$4,146)	(\$4,146)	(\$4,146)	(\$4,146)	(\$4,146)	(\$4,146)	(\$4,146)	(\$4,146)	(\$4,146)	(\$4,146)	(\$4,146)	(\$4,146)	



# City of Meadowlakes-Debt Service FY 15 Cash Flow

	Beginning	10/31/2014	11/30/2014	12/31/2014	1/31/2015	2/28/2015	3/31/2015	4/30/2015	5/31/2015	6/30/2015	7/31/2015	8/31/2015	9/30/2015	Total
Cash on hand (beginning of month)	\$13,915	\$13,915	\$32,706	\$32,706	\$32,706	\$32,706	\$32,706	\$32,706	\$32,706	\$32,706	\$32,706	\$32,706	\$32,706	
Cash on hand (end of month)	\$13,915	\$32,706	\$32,706	\$32,706	\$32,706	\$32,706	\$32,706	\$32,706	\$32,706	\$32,706	\$32,706	\$32,706	\$32,706	
<b>CASH RECEIPTS</b>														
	Beginning													Total
Ad Valorem Tax		\$7,439												\$7,439
Transfer in from Utility Fund		\$11,350												\$11,350
Miscellaneous		\$2												\$2
														\$0
														\$0
<b>TOTAL CASH RECEIPTS</b>		\$18,791	\$0	\$0	\$0	\$0	\$0	\$0	\$0	\$0	\$0	\$0	\$0	\$18,791
Total cash available	\$13,915	\$32,706	\$32,706	\$32,706	\$32,706	\$32,706	\$32,706	\$32,706	\$32,706	\$32,706	\$32,706	\$32,706	\$32,706	
<b>CASH PAID OUT-OPERATIONAL</b>														
	Beginning													Total
2008 Bonds Interest														\$0
2008 Bonds Principal		\$0												\$0
2013 Bonds Interest		\$0												\$0
2013 Bonds Principal		\$0												\$0
														\$0
<b>Total Cash Paid Out-Operational</b>		\$0	\$0	\$0	\$0	\$0	\$0	\$0	\$0	\$0	\$0	\$0	\$0	\$0
<b>CASH PAID OUT- NON -OPERATIONAL</b>														
	Beginning													Total
		\$0												\$0
		\$0												\$0
		\$0												\$0
<b>Total Cash Paid Out-Non-Operational</b>		\$0	\$0	\$0	\$0	\$0	\$0	\$0	\$0	\$0	\$0	\$0	\$0	\$0
<b>TOTAL CASH PAID OUT</b>		\$0	\$0	\$0	\$0	\$0	\$0	\$0	\$0	\$0	\$0	\$0	\$0	\$0
Cash on hand (end of month)	\$13,915	\$32,706	\$32,706	\$32,706	\$32,706	\$32,706	\$32,706	\$32,706	\$32,706	\$32,706	\$32,706	\$32,706	\$32,706	
<b>Change in Cash</b>														
														Total
Difference Beginning to End of Month		\$18,791	\$0	\$0	\$0	\$0	\$0	\$0	\$0	\$0	\$0	\$0	\$0	\$18,791
Increase/(Decrease) In Cash Since Beginning of FY		\$18,791	\$18,791	\$18,791	\$18,791	\$18,791	\$18,791	\$18,791	\$18,791	\$18,791	\$18,791	\$18,791	\$18,791	



# City of Meadowlakes

## General Fund Check Detail

### October 2014

Type	Num	Date	Name	Account	Paid Amount	Original Amount
Bill Pmt -Ck.	14765	10/06/2014	Adams, Don	05-1035 · First State Bank		-200.00
Bill		10/01/2014		05-5727 · Office Lease - Judge	-200.00	200.00
TOTAL					-200.00	200.00
Bill Pmt -Ck.	14766	10/06/2014	ATS	05-1035 · First State Bank		-247.50
Bill		09/26/2014		05-5140 · Bldg. Inspections	-247.50	247.50
TOTAL					-247.50	247.50
Bill Pmt -Ck.	14767	10/06/2014	Card Service Center	05-1035 · First State Bank		-13.19
Bill		10/06/2014		05-6330 · Postage	-13.19	13.19
TOTAL					-13.19	13.19
Bill Pmt -Ck.	14768	10/06/2014	Marble Falls Area EMS Inc.	05-1035 · First State Bank		-2,791.67
Bill		10/01/2014		05-6610 · Marble Falls EMS	-2,791.67	2,791.67
TOTAL					-2,791.67	2,791.67
Bill Pmt -Ck.	14769	10/06/2014	Marble Falls Area FD	05-1035 · First State Bank		-2,678.00
Bill		10/01/2014		05-6620 · Marble Falls Fire	-2,678.00	2,678.00
TOTAL					-2,678.00	2,678.00
Bill Pmt -Ck.	14770	10/06/2014	Meadowlakes PWD	05-1035 · First State Bank		-866.11
Bill		10/06/2014		05-8700 · Capital Expenditure over \$5,000	-521.01	521.01
				05-6350 · Telephone	-54.20	54.20
				05-5280 · Supplies/Miscellaneous	-290.90	290.90
TOTAL					-866.11	866.11

# City of Meadowlakes

## General Fund Check Detail

### October 2014

Type	Num	Date	Name	Account	Paid Amount	Original Amount
Bill Pmt -Ck.	14771	10/06/2014	Pedernales Electric	05-1035 · First State Bank		-308.26
Bill		09/26/2014		05-6420 · Electric Service	-308.26	308.26
TOTAL					-308.26	308.26
Bill Pmt -Ck.	14772	10/06/2014	Preston, Pat	05-1035 · First State Bank		-157.85
Bill		10/06/2014		05-5274 · Mileage	-157.85	157.85
TOTAL					-157.85	157.85
Bill Pmt -Ck.	14773	10/06/2014	Spotless Cleaning	05-1035 · First State Bank		-260.00
Bill		09/26/2014		05-6360 · Office Maintenance-Cleaning	-260.00	260.00
TOTAL					-260.00	260.00
Bill Pmt -Ck.	14774	10/06/2014	Visa	05-1035 · First State Bank		-91.12
Bill		09/30/2014		05-5380 · Supplies/Miscellaneous	-25.04	25.04
				05-5280 · Supplies/Miscellaneous	-23.07	23.07
				05-6330 · Postage	-6.49	6.49
				05-5380 · Supplies/Miscellaneous	-34.00	34.00
				05-6320 · Office Expense/Supplies	-2.52	2.52
TOTAL					-91.12	91.12
Bill Pmt -Ck.	14775	10/06/2014	Xerox Corporation	05-1035 · First State Bank		-398.53
Bill		10/06/2014		05-6325 · Lease-Copier	-245.65	245.65
				05-6325 · Lease-Copier	-152.88	152.88
TOTAL					-398.53	398.53
Ck.	14776	10/06/2014	Paradise Pools & Spa	05-1035 · First State Bank		-500.00
				05-5120 · Deposits-Clean-up	-500.00	500.00
TOTAL					-500.00	500.00

# City of Meadowlakes

## General Fund Check Detail

### October 2014

Type	Num	Date	Name	Account	Paid Amount	Original Amount
Bill Pmt -Ck.	14777	10/10/2014	ATS	05-1035 · First State Bank		-247.50
Bill		10/08/2014		05-5140 · Bldg. Inspections	-247.50	247.50
TOTAL					-247.50	247.50
Bill Pmt -Ck.	14778	10/10/2014	Meadowlakes Utility Fund	05-1035 · First State Bank		-8,204.00
Bill		10/08/2014		05-6210 · Liability	-1,082.00	1,082.00
				05-5630 · Ins-Law Enf Liability	-822.00	822.00
				05-6230 · Errors & Omissions	-3,480.00	3,480.00
				05-6430 · Ins-Real Estate & Pers Prop	-855.00	855.00
				05-6220 · Crime	-157.00	157.00
				05-6050 · Insurance - Worker's Comp	-771.00	771.00
				05-5620 · Ins-Worker's Comp	-722.00	722.00
				05-5228 · Insurance - Worker's Comp	-67.00	67.00
				05-5340 · Ins-Worker's Comp	-248.00	248.00
TOTAL					-8,204.00	8,204.00
Bill Pmt -Ck.	14779	10/14/2014	Capital Area Council	05-1035 · First State Bank		-15.00
Bill		10/14/2014		05-5710 · Membership	-15.00	15.00
TOTAL					-15.00	15.00
Bill Pmt -Ck.	14780	10/14/2014	Knight & Partners	05-1035 · First State Bank		-150.00
Bill		10/14/2014		05-6110 · City Attorney-General	-150.00	150.00
TOTAL					-150.00	150.00
Bill Pmt -Ck.	14781	10/14/2014	McCreary, Veselka,	05-1035 · First State Bank		-10.86
Bill		10/14/2014		05-5040 · Collection Expense	-10.86	10.86
TOTAL					-10.86	10.86

# City of Meadowlakes

## General Fund Check Detail

### October 2014

Type	Num	Date	Name	Account	Paid Amount	Original Amount
Bill Pmt -Ck.	14782	10/21/2014	Condor Document	05-1035 · First State Bank		-52.00
Bill		10/21/2014		05-6320 · Office Expense/Supplies	-52.00	52.00
TOTAL					-52.00	52.00
Bill Pmt -Ck.	14783	10/27/2014	Business Center	05-1035 · First State Bank		-24.99
Bill		10/24/2014		05-6320 · Office Expense/Supplies	-24.99	24.99
TOTAL					-24.99	24.99
Bill Pmt -Ck.	14784	10/27/2014	SelTrack, LLC	05-1035 · First State Bank		-787.00
Bill		10/24/2014		05-6365 · Website Hosting & Upgrade	-787.00	787.00
TOTAL					-787.00	787.00
Bill Pmt -Ck.	14785	10/31/2014	Galaway, Robbie	05-1035 · First State Bank		-633.33
Bill		10/31/2014		05-5320 · Contract Agreement	-633.33	633.33
TOTAL					-633.33	633.33
Bill Pmt -Ck.	14786	10/31/2014	State Comptroller	05-1035 · First State Bank		-1,230.88
Bill		10/31/2014		05-5730 · Administrative Expense	-1,230.88	1,230.88
TOTAL					-1,230.88	1,230.88

Total General Fund Disbursements for October 2014

\$ 17,189.79



# City of Meadowlakes

## Utility Fund Check Detail

October 2014

Type	Num	Date	Name	Account	Paid Amount	Original Amount
Cking	EFT	10/07/2014	State Comptroller	1015 · Checking-1st State Bank		-1,101.84
				3020 · Sales Tax Payable	-1,101.84	1,101.84
TOTAL					-1,101.84	1,101.84
Bill Pmt -Cking	14570	10/02/2014	Chemtrade Chemicals	1015 · Checking-1st State Bank		-1,896.44
Bill	90673710	09/19/2014		6316 · WTP Chemical Expense	-1,896.44	1,896.44
TOTAL					-1,896.44	1,896.44
Bill Pmt -Cking	14571	10/02/2014	Elliott Electric Supply	1015 · Checking-1st State Bank		-135.11
Bill	36-37907-01	09/15/2014		1515 · General Fund Recv	-67.80	67.80
Bill	36-38664-01	09/25/2014		1515 · General Fund Recv	-21.61	21.61
Bill	36-37998-01	09/16/2014		1550 · Misc. Recv	-45.70	45.70
TOTAL					-135.11	135.11
Bill Pmt -Cking	14572	10/02/2014	Fastenal	1015 · Checking-1st State Bank		-317.32
Bill	TX00179446	09/18/2014		1584 · POA Recv	-16.76	16.76
Bill	TX00179448	09/18/2014		6365 · Small Tools	-300.56	300.56
TOTAL					-317.32	317.32
Bill Pmt -Cking	14573	10/02/2014	H & H Auto Supply Co	1015 · Checking-1st State Bank		-15.16
Bill	Sept 2014 Stmt	09/25/2014		6335 · Machinery R&M	-15.16	15.16
TOTAL					-15.16	15.16
Bill Pmt -Cking	14574	10/02/2014	Highland Lakes News	1015 · Checking-1st State Bank		-527.50
Bill	57013	09/30/2014		6282 · Administrative-Misc.	-236.60	236.60
				1515 · General Fund Recv	-290.90	290.90
TOTAL					-527.50	527.50
Bill Pmt -Cking	14575	10/02/2014	Home Depot Credit	1015 · Checking-1st State Bank		-662.89
Bill	Sept 2014 Stmt	09/21/2014		1515 · General Fund Recv	-258.00	258.00

# City of Meadowlakes

## Utility Fund

### Check Detail

October 2014

Type	Num	Date	Name	Account	Paid Amount	Original Amount
				6365 · Small Tools	-332.56	332.56
				6329 · R&M-Building/Misc.	-72.33	72.33
TOTAL					-662.89	662.89
Bill Pmt -Cking	14576	10/02/2014	Mason Grubbs	1015 · Checking-1st State Bank		-78.35
Bill	Refund	10/01/2014		3010 · Service Deposits Payable	-78.35	78.35
TOTAL					-78.35	78.35
Bill Pmt -Cking	14577	10/02/2014	PEC	1015 · Checking-1st State Bank		-6,328.60
Bill	Sept 2014 Stmt	09/22/2014		6305 · Water Treatment Electrical	-3,617.88	3,617.88
				6304 · Wastewater Electrical	-2,710.72	2,710.72
TOTAL					-6,328.60	6,328.60
Bill Pmt -Cking	14578	10/02/2014	Prime Controls	1015 · Checking-1st State Bank		-858.75
Bill	1408004-023	09/23/2014		6314 · R&M-Plant & Pump Station	-858.75	858.75
TOTAL					-858.75	858.75
Bill Pmt -Cking	14579	10/02/2014	Quill	1015 · Checking-1st State Bank		-91.45
Bill	6416582	09/24/2014		6282 · Administrative-Misc.	-91.45	91.45
TOTAL					-91.45	91.45
Bill Pmt -Cking	14580	10/02/2014	US Postmaster	1015 · Checking-1st State Bank		-700.00
Bill	Permit #6 - Oct 2014	10/01/2014		6255 · Postage Expense	-700.00	700.00
TOTAL					-700.00	700.00
Bill Pmt -Cking	14581	10/02/2014	Visa	1015 · Checking-1st State Bank		-1,373.09
Bill	4082 - Sept 2014	09/19/2014		6180 · Employee Training & Travel Exp	-371.28	371.28
Bill	3183 - Sept 2014	09/23/2014		6329 · R&M-Building/Misc.	-618.39	618.39
				6321 · Collection System R&M	-107.94	107.94
				1584 · POA Recv	-275.48	275.48

# City of Meadowlakes

## Utility Fund

### Check Detail

October 2014

Type	Num	Date	Name	Account	Paid Amount	Original Amount
TOTAL					-1,373.09	1,373.09
Bill Pmt -Cking	14582	10/13/2014	Chemtrade Chemicals	1015 · Checking-1st State Bank		-4,022.68
Bill	90675550	09/30/2014		6316 · WTP Chemical Expense	-4,022.68	4,022.68
TOTAL					-4,022.68	4,022.68
Bill Pmt -Cking	14583	10/13/2014	Ferguson Enterprises	1015 · Checking-1st State Bank		-3,138.08
Bill	2092109	09/30/2014		6328 · Distribution Repair & Maint.	-3,138.08	3,138.08
TOTAL					-3,138.08	3,138.08
Bill Pmt -Cking	14584	10/13/2014	Fisher's Iron & Metal	1015 · Checking-1st State Bank		-144.67
Bill	19923	09/17/2014		1515 · General Fund Recv	-144.67	144.67
TOTAL					-144.67	144.67
Bill Pmt -Cking	14585	10/13/2014	Ford & Crew	1015 · Checking-1st State Bank		-985.60
Bill	Sept 2014 Stmt	09/25/2014		1584 · POA Recv	-67.96	67.96
				6330 · Vehicle R&M	-33.54	33.54
				6327 · WWTP R&M	-115.97	115.97
				6329 · R&M-Building/Misc.	-235.00	235.00
				6329 · R&M-Building/Misc.	-18.99	18.99
				6335 · Machinery R&M	-132.50	132.50
				6314 · R&M-Plant & Pump Station	-212.83	212.83
				6329 · R&M-Building/Misc.	-168.81	168.81
TOTAL					-985.60	985.60
Bill Pmt -Cking	14586	10/13/2014	Marble Falls Napa	1015 · Checking-1st State Bank		-872.49
Bill	Sept 2014 Stmt	09/30/2014		6330 · Vehicle R&M	-378.76	378.76
				6335 · Machinery R&M	-493.73	493.73
TOTAL					-872.49	872.49

# City of Meadowlakes

## Utility Fund Check Detail

October 2014

Type	Num	Date	Name	Account	Paid Amount	Original Amount
Bill Pmt -Cking	14587	10/13/2014	Orlando Solorzano	1015 · Checking-1st State Bank		-90.00
Bill	Oct 2014 Reimb	10/02/2014		6260 · Telephone Expense	-90.00	90.00
TOTAL					-90.00	90.00
Bill Pmt -Cking	14588	10/13/2014	Robert Sotkovski	1015 · Checking-1st State Bank		-90.00
Bill	Oct 2014 Reimb	10/02/2014		6260 · Telephone Expense	-90.00	90.00
TOTAL					-90.00	90.00
Bill Pmt -Cking	14589	10/13/2014	Sprint	1015 · Checking-1st State Bank		-27.23
Bill	55092141030651	09/25/2014		6260 · Telephone Expense	-27.23	27.23
TOTAL					-27.23	27.23
Bill Pmt -Cking	14590	10/16/2014	Allied Waste Svc.	1015 · Checking-1st State Bank		-14,875.85
Bill	Sept 2014 Stmt	09/30/2014		6510 · Garbage Service Expense	-53.93	53.93
				6510 · Garbage Service Expense	-14,821.92	14,821.92
TOTAL					-14,875.85	14,875.85
Bill Pmt -Cking	14591	10/16/2014	Card Services - VISA	1015 · Checking-1st State Bank		-1,334.71
Bill	1826 - Sept 2014	09/28/2014		1515 · General Fund Recv	-516.45	516.45
				6227 · Other Misc. Dues & Fees	-111.00	111.00
				6240 · Software Update	-127.35	127.35
				6180 · Employee Training & Travel Exp	-350.00	350.00
				6328 · Distribution Repair & Maint.	-22.43	22.43
				6282 · Administrative-Misc.	-22.69	22.69
Bill	1800 - Sept 2014	09/28/2014		1515 · General Fund Recv	-50.00	50.00
				6282 · Administrative-Misc.	-11.22	11.22
				6255 · Postage Expense	-50.19	50.19
				1584 · POA Recv	-49.91	49.91
				6250 · Office Supplies	-23.47	23.47
TOTAL					-1,334.71	1,334.71

# City of Meadowlakes

## Utility Fund Check Detail October 2014

Type	Num	Date	Name	Account	Paid Amount	Original Amount
Bill Pmt -Cking	14592	10/16/2014	CL Electric, Inc.	1015 - Checking-1st State Bank		-2,773.62
Bill	155987	09/26/2014		6314 - R&M-Plant & Pump Station	-2,773.62	2,773.62
TOTAL					-2,773.62	2,773.62
Bill Pmt -Cking	14593	10/16/2014	Debbie Holley	1015 - Checking-1st State Bank		-31.42
Bill	Oct 2, 2014	10/03/2014		6180 - Employee Training & Travel Exp	-31.42	31.42
TOTAL					-31.42	31.42
Bill Pmt -Cking	14594	10/16/2014	Dr. Gaye Lang	1015 - Checking-1st State Bank		-7.03
Bill	Refund	10/10/2014		3010 - Service Deposits Payable	-7.03	7.03
TOTAL					-7.03	7.03
Bill Pmt -Cking	14595	10/16/2014	Fallspointe, LLC	1015 - Checking-1st State Bank		-100.00
Bill	Refund	09/30/2014		5130 - Sewer Connect Fee Revenue	-100.00	100.00
TOTAL					-100.00	100.00
Bill Pmt -Cking	14596	10/16/2014	Fastenal	1015 - Checking-1st State Bank		-3.85
Bill	TX00179559	09/26/2014		6329 - R&M-Building/Misc.	-3.85	3.85
TOTAL					-3.85	3.85
Bill Pmt -Cking	14597	10/16/2014	Grainger	1015 - Checking-1st State Bank		-1,294.71
Bill	9554040635	09/26/2014		6314 - R&M-Plant & Pump Station	-1,294.71	1,294.71
TOTAL					-1,294.71	1,294.71
Bill Pmt -Cking	14598	10/16/2014	HACH	1015 - Checking-1st State Bank		-676.78
Bill	9052260	09/30/2014		6314 - R&M-Plant & Pump Station	-276.89	276.89
Bill	9053377	09/30/2014		6314 - R&M-Plant & Pump Station	-399.89	399.89
TOTAL					-676.78	676.78

# City of Meadowlakes

## Utility Fund Check Detail October 2014

Type	Num	Date	Name	Account	Paid Amount	Original Amount
Bill Pmt -Cking	14599	10/16/2014	LCRA	1015 - Checking-1st State Bank		-471.94
Bill	Sept 2014 Stmt	09/30/2014		1582 - PFC Recv	-471.94	471.94
TOTAL					-471.94	471.94
Bill Pmt -Cking	14600	10/16/2014	Meadowlakes POA	1015 - Checking-1st State Bank		-175.00
Bill	Trf to Dues	10/03/2014		1510 - Service Recv	-175.00	175.00
TOTAL					-175.00	175.00
Bill Pmt -Cking	14601	10/16/2014	Pipelines of Texas	1015 - Checking-1st State Bank		-1,107.32
Bill	09022	09/30/2014		6328 - Distribution Repair & Maint.	-1,107.32	1,107.32
TOTAL					-1,107.32	1,107.32
Bill Pmt -Cking	14602	10/16/2014	Sprint PCS	1015 - Checking-1st State Bank		-241.88
Bill	581612715-086	10/10/2014		6260 - Telephone Expense	-241.88	241.88
TOTAL					-241.88	241.88
Bill Pmt -Cking	14603	10/16/2014	Techline Pipe L.P.	1015 - Checking-1st State Bank		-12,498.00
Bill	1052297-01	09/23/2014		6355 - Meter Purchased	-11,970.00	11,970.00
Bill	1054661-00	09/26/2014		6328 - Distribution Repair & Maint.	-528.00	528.00
TOTAL					-12,498.00	12,498.00
Bill Pmt -Cking	14604	10/16/2014	TML	1015 - Checking-1st State Bank		-54,856.48
Bill	3091 - Oct 2014	10/01/2014		6140 - Worker's Compensation Insurance	-8,045.48	8,045.48
				6270 - Insurance - GL & Property	-17,265.00	17,265.00
				1515 - General Fund Recv	-8,204.00	8,204.00
				1582 - PFC Recv	-21,342.00	21,342.00
TOTAL					-54,856.48	54,856.48

# City of Meadowlakes

## Utility Fund Check Detail October 2014

Type	Num	Date	Name	Account	Paid Amount	Original Amount
Bill Pmt -Cking	14605	10/16/2014	Tractor Supply	1015 · Checking-1st State Bank		-295.00
Bill	Sept 2014 Stmt	09/29/2014		1584 · POA Recv	-42.99	42.99
				6335 · Machinery R&M	-93.07	93.07
				6329 · R&M-Building/Misc.	-158.94	158.94
TOTAL					-295.00	295.00
Bill Pmt -Cking	14606	10/16/2014	Wex Bank	1015 · Checking-1st State Bank		-1,015.25
Bill	38435265	09/30/2014		6341 · Vehicle Fuel	-1,015.25	1,015.25
TOTAL					-1,015.25	1,015.25
Bill Pmt -Cking	14607	10/16/2014	Verizon Southwest	1015 · Checking-1st State Bank		-296.27
Bill	Oct 2014 Stmt	09/30/2014		6260 · Telephone Expense	-242.07	242.07
				1515 · General Fund Recv	-54.20	54.20
TOTAL					-296.27	296.27
Bill Pmt -Cking	14608	10/23/2014	Aqua-Tech Lab	1015 · Checking-1st State Bank		-200.00
Bill	8568	10/10/2014		6320 · Water Outside Testing Expense	-108.00	108.00
TOTAL					-108.00	108.00
Bill Pmt -Cking	14609	10/23/2014	Debbie Holley	1015 · Checking-1st State Bank		-23.13
Bill	Oct 17, 2014	10/17/2014		6180 · Employee Training & Travel Exp	-23.13	23.13
TOTAL					-23.13	23.13
Bill Pmt -Cking	14610	10/23/2014	Fastenal	1015 · Checking-1st State Bank		-54.26
Bill	TX00179735	10/02/2014		6329 · R&M-Building/Misc.	-54.26	54.26
TOTAL					-54.26	54.26

# City of Meadowlakes

## Utility Fund Check Detail October 2014

Type	Num	Date	Name	Account	Paid Amount	Original Amount
Bill Pmt -Cking	14611	10/23/2014	Interstate Battery	1015 - Checking-1st State Bank		-674.03
Bill	220014122	10/17/2014		1515 - General Fund Recv	-15.95	15.95
Bill	220100160	10/21/2014		6335 - Machinery R&M	-658.08	658.08
TOTAL					-674.03	674.03
Bill Pmt -Cking	14612	10/23/2014	Nextcare Urgent Care	1015 - Checking-1st State Bank		-65.00
Bill	496707	10/01/2014		6282 - Administrative-Misc.	-65.00	65.00
TOTAL					-65.00	65.00
Bill Pmt -Cking	14613	10/23/2014	Pipelines of Texas	1015 - Checking-1st State Bank		-74.47
Bill	09077	10/07/2014		6328 - Distribution Repair & Maint.	-74.47	74.47
TOTAL					-74.47	74.47
Bill Pmt -Cking	14614	10/23/2014	Quill	1015 - Checking-1st State Bank		-127.78
Bill	6861550	10/09/2014		6250 - Office Supplies	-127.78	127.78
TOTAL					-127.78	127.78
Bill Pmt -Cking	14615	10/23/2014	UniFirst Holdings	1015 - Checking-1st State Bank		-34.00
Bill	822 1668987	09/29/2014		6170 - Employee Uniform Expense	-34.00	34.00
TOTAL					-34.00	34.00
Bill Pmt -Cking	14616	10/23/2014	USA Bluebook	1015 - Checking-1st State Bank		-631.85
Bill	469230	09/30/2014		6314 - R&M-Plant & Pump Station	-631.85	631.85
TOTAL					-631.85	631.85
Bill Pmt -Cking	14617	10/30/2014	Betty Davis	1015 - Checking-1st State Bank		-100.00
Bill	Refund	10/27/2014		3010 - Service Deposits Payable	-100.00	100.00
TOTAL					-100.00	100.00



# City of Meadowlakes

## Utility Fund Check Detail October 2014

Type	Num	Date	Name	Account	Paid Amount	Original Amount
Bill Pmt -Cking	14618	10/30/2014	DPC Industries, Inc.	1015 - Checking-1st State Bank		-960.40
Bill	767005470-14	10/16/2014		6317 - WWTP Chemicals	-384.40	384.40
Bill	767005469-14	10/16/2014		6316 - WTP Chemical Expense	-576.00	576.00
TOTAL					-960.40	960.40
Bill Pmt -Cking	14619	10/30/2014	Ford & Crew	1015 - Checking-1st State Bank		-1,438.30
Bill	Oct 2014 Stmt	10/19/2014		6329 - R&M-Building/Misc.	-385.57	385.57
				6335 - Machinery R&M	-15.19	15.19
				6329 - R&M-Building/Misc.	-63.82	63.82
				6328 - Distribution Repair & Maint.	-65.69	65.69
				6314 - R&M-Plant & Pump Station	-46.04	46.04
				6330 - Vehicle R&M	-41.00	41.00
				1584 - POA Recv	-670.66	670.66
				6327 - WWTP R&M	-57.20	57.20
				1515 - General Fund Recv	-93.13	93.13
TOTAL					-1,438.30	1,438.30
Bill Pmt -Cking	14620	10/30/2014	Jack Reichert	1015 - Checking-1st State Bank		-31.36
Bill	Refund	10/16/2014		3010 - Service Deposits Payable	-31.36	31.36
TOTAL					-31.36	31.36
Bill Pmt -Cking	14621	10/30/2014	Meadowlakes POA	1015 - Checking-1st State Bank		-150.00
Bill	Transfer	10/28/2014		1510 - Service Recv	-150.00	150.00
TOTAL					-150.00	150.00
Bill Pmt -Cking	14622	10/30/2014	Pathmark Traffic Prod	1015 - Checking-1st State Bank		-431.70
Bill	008061	10/23/2014		6329 - R&M-Building/Misc.	-431.70	431.70
TOTAL					-431.70	431.70
Bill Pmt -Cking	14623	10/30/2014	PEC	1015 - Checking-1st State Bank		-5,824.57

# City of Meadowlakes

## Utility Fund Check Detail

**October 2014**

Type	Num	Date	Name	Account	Paid Amount	Original Amount
Bill	Oct 2014 Stmts	10/22/2014		6305 · Water Treatment Electrical	-3,447.72	3,447.72
				6304 · Wastewater Electrical	-2,376.85	2,376.85
TOTAL					-5,824.57	5,824.57
Bill Pmt -Cking	14624	10/30/2014	TCEQ	1015 · Checking-1st State Bank		-1,250.00
Bill	23002823 - 10/2014	10/15/2014		6226 · TECQ Fees	-1,250.00	1,250.00
TOTAL					-1,250.00	1,250.00
Bill Pmt -Cking	14625	10/30/2014	Visa	1015 · Checking-1st State Bank		-88.95
Bill	3183 - Oct 2014	10/24/2014		6250 · Office Supplies	-9.95	9.95
				1583 · RCC Recv	-79.00	79.00
TOTAL					-88.95	88.95

Total October 2014 Utility Fund Disbursements

\$ 127,672.16

# City of Meadowlakes

## Recreation Fund

### Check Detail

### October 2014

Type	Num	Date	Name	Account	Paid Amount	Original Amount
CK	123	10/03/2014	Visa	03-1012 · 1st State Bank - Petty Cash Ck		-139.00
				03-6811 · Irrigation System Repair	-139.00	139.00
TOTAL					<u>-139.00</u>	<u>139.00</u>
CK	124	10/17/2014	Professional Turf Products, LP	03-1012 · 1st State Bank - Petty Cash Ck		-784.32
				03-6811 · Irrigation System Repair	-784.32	784.32
TOTAL					<u>-784.32</u>	<u>784.32</u>
CK	125	10/22/2014	Professional Turf Products, LP	03-1012 · 1st State Bank - Petty Cash Ck		-399.83
				03-6811 · Irrigation System Repair	-399.83	399.83
TOTAL					<u>-399.83</u>	<u>399.83</u>
Total October 2014 Recreation Fund Disbursements						\$ 1,323.15

# City of Meadowlakes

## Payroll Check Detail October 2014

Type	Num	Date	Name	Account	Paid Amount	Original Amount
Check	EFT	10/01/2014	Guardian	04-1002 · First State Bank		\$ (309.13)
				04-5330 · Employee Insurance Expense	\$ (110.08)	\$ 110.08
				04-6330 · Employee Insurance	\$ (199.05)	\$ 199.05
TOTAL					\$ (309.13)	\$ 309.13
Check	EFT	10/01/2014	Blue Cross Blue Shield	04-1002 · First State Bank		\$ (2,917.44)
				04-5330 · Employee Insurance Expense	\$ (733.37)	\$ 733.37
				04-6330 · Employee Insurance	\$ (2,184.07)	\$ 2,184.07
TOTAL					\$ (2,917.44)	\$ 2,917.44
Liability Check	EFT	10/01/2014	Dental Select	04-1002 · First State Bank		\$ (150.28)
				24000 · Payroll Liabilities	\$ (150.28)	\$ 150.28
TOTAL					\$ (150.28)	\$ 150.28
Liability Check	EFT	10/06/2014	Texas Municipal Retirement System	04-1002 · First State Bank		\$ (2,969.80)
				04-5340 · Employee Retirement	\$ (139.56)	\$ 139.56
				04-6340 · Employee Retirement Expens	\$ (310.40)	\$ 310.40
				04-6260 · Employee Retirement Pay-Uti	\$ (2,519.84)	\$ 2,519.84
TOTAL					\$ (2,969.80)	\$ 2,969.80
Liability Check	EFT	10/07/2014	Texas Municipal Retirement System	04-1002 · First State Bank		\$ (74.78)
				04-5340 · Employee Retirement	\$ (5.66)	\$ 5.66
				04-6340 · Employee Retirement Expens	\$ (5.66)	\$ 5.66
				04-6260 · Employee Retirement Pay-Uti	\$ (63.46)	\$ 63.46
TOTAL					\$ (74.78)	\$ 74.78

# City of Meadowlakes

## Payroll Check Detail October 2014

Type	Num	Date	Name	Account	Paid Amount	Original Amount
Liability Check	328	10/02/2014	Internal Revenue Service	04-1002 · First State Bank		\$ (5,177.22)
				24000 · Payroll Liabilities	\$ (2,066.00)	\$ 2,066.00
				24000 · Payroll Liabilities	\$ (1,260.78)	\$ 1,260.78
				24000 · Payroll Liabilities	\$ (1,260.78)	\$ 1,260.78
				24000 · Payroll Liabilities	\$ (294.83)	\$ 294.83
				24000 · Payroll Liabilities	\$ (294.83)	\$ 294.83
TOTAL					\$ (5,177.22)	\$ 5,177.22
Liability Check	330	10/02/2014	Internal Revenue Service	04-1002 · First State Bank		\$ (62.16)
				24000 · Payroll Liabilities	\$ (25.19)	\$ 25.19
				24000 · Payroll Liabilities	\$ (25.19)	\$ 25.19
				24000 · Payroll Liabilities	\$ (5.89)	\$ 5.89
				24000 · Payroll Liabilities	\$ (5.89)	\$ 5.89
TOTAL					\$ (62.16)	\$ 62.16
Liability Check	347	10/16/2014	Internal Revenue Service	04-1002 · First State Bank		\$ (5,086.78)
				24000 · Payroll Liabilities	\$ (2,003.00)	\$ 2,003.00
				24000 · Payroll Liabilities	\$ (1,249.63)	\$ 1,249.63
				24000 · Payroll Liabilities	\$ (1,249.63)	\$ 1,249.63
				24000 · Payroll Liabilities	\$ (292.26)	\$ 292.26
				24000 · Payroll Liabilities	\$ (292.26)	\$ 292.26
TOTAL					\$ (5,086.78)	\$ 5,086.78
Liability Check	351	10/27/2014	Internal Revenue Service	04-1002 · First State Bank		\$ (294.28)
				24000 · Payroll Liabilities	\$ (64.00)	\$ 64.00
				24000 · Payroll Liabilities	\$ (93.31)	\$ 93.31
				24000 · Payroll Liabilities	\$ (93.31)	\$ 93.31
				24000 · Payroll Liabilities	\$ (21.83)	\$ 21.83
				24000 · Payroll Liabilities	\$ (21.83)	\$ 21.83

# City of Meadowlakes

## Payroll Check Detail October 2014

Type	Num	Date	Name	Account	Paid Amount	Original Amount
TOTAL					\$ (294.28)	\$ 294.28
Liability Check	364	10/30/2014	Internal Revenue Service	04-1002 · First State Bank		\$ (4,617.16)
				24000 · Payroll Liabilities	\$ (1,803.00)	\$ 1,803.00
				24000 · Payroll Liabilities	\$ (1,140.38)	\$ 1,140.38
				24000 · Payroll Liabilities	\$ (1,140.38)	\$ 1,140.38
				24000 · Payroll Liabilities	\$ (266.70)	\$ 266.70
				24000 · Payroll Liabilities	\$ (266.70)	\$ 266.70
TOTAL					\$ (4,617.16)	\$ 4,617.16

October 2014 Payroll Disbursements (less actual salary expense) \$ 18,741.59

# City of Meadowlakes

## Payroll Recap

### Payroll Recap October 2014

		Fund	Wages	Payroll Taxes	Retirement Expense	Total Payroll Exp.
<b>Date:</b>	<b>10/6/2014</b>					
Pay period (Bi-weekly)	9/20 to 10/3/14	General	\$ 6,792.70	\$ 519.64	\$ 75.96	\$ 7,388.31
		Utility	\$ 13,949.14	\$ 1,067.11	\$ 164.36	\$ 15,180.61
	<b>Total</b>		<b>\$ 20,741.84</b>	<b>\$ 1,586.75</b>	<b>\$ 240.33</b>	<b>\$ 22,568.92</b>
<b>Date:</b>	<b>9/22/2014</b>					
Pay period (Bi-weekly)	10/4 to 10/17/14	General	\$ 6,162.65	\$ 471.44	\$ 69.79	\$ 6,703.88
		Utility	\$ 13,992.42	\$ 1,070.42	\$ 164.91	\$ 15,227.75
	<b>Total</b>		<b>\$ 20,155.07</b>	<b>\$ 1,541.86</b>	<b>\$ 234.69</b>	<b>\$ 21,931.62</b>
<b>Date:</b>	<b>10/27/2014</b>					
Pay period Patrol Monthly	October-14	General	\$ 1,505.00	\$ 115.13	\$ -	\$ 1,620.13
	<b>Total</b>	Utility	\$ -	\$ -	\$ -	\$ -
<b>Totals</b>			<b>\$ 1,505.00</b>	<b>\$ 115.13</b>	<b>\$ -</b>	<b>\$ 1,620.13</b>
<b>General Fund</b>			\$ 14,460.35	\$ 1,106.22	\$ 145.75	\$ 15,712.32
<b>Utility Fund</b>			\$ 27,941.56	\$ 2,137.53	\$ 329.27	\$ 30,408.36
<b>Total</b>			<b>\$ 42,401.91</b>	<b>\$ 3,243.75</b>	<b>\$ 475.02</b>	<b>\$ 46,120.68</b>